





Project No: 10015722
Report No: 10015722-2
Issued Date: 2013-JUN-03
Revision:

Verification Services Test Report

Customer Company & Address
ARTEMIDE S.P.A. Via Bergamo 18 20010 Pregnana Milanese (MI)

Manufacturer:	Artemide S.P.A.
Country of Origin:	Italy
Country of Export:	N/A
Product Category:	CICLOPE PARETE
Product Description:	LED luminaire
Model Number(s):	CICLOPE PARETE
Electrical Ratings:	120Vac 60Hz
Test Sample(s) Received Date:	2013-MAY-28
Test Period:	2013-MAY-28 to 2013-MAY-31
The Sample(s) is(are) tested in accordance with the following:	
IES LM-79-08	

Prepared By	Approved By
Giovanni Di Martino 	Walter Parmiani 
Name & Signatory	Name & Signatory

This report shall not be reproduced except in full without the written approval of the Laboratory. The results in this report apply to the test sample(s) mentioned above at the time of the testing period only and are not to be used to indicate applicability to other similar products. This report does not imply that the product(s) has met the criteria for certification.



UL International Italia S.r.l.
Via XXV Aprile 3/B
20875 Burago di Molgora (MB) Italy
NVLAP Lab Code: 200985-0



Project No: 10015722
Report No: 10015722-2
Issued Date: 2013-JUN-03
Revision:

Verification Services Test Report

Statement of Results

Test Flow	Test Method	Sample ID	Test Result
1.	Goniophotometer	012834-S001	Evaluated by Customer
2.	Integrating Sphere	012834-S001	Evaluated by Customer

Measurement Uncertainty

N/A

Deviation from Test Method (if any)

N/A

Remarks (if any)

N/A

Notes (if any)

This photometric test report extends to the following products also: CICLOPE TERRA 50, CICLOPE TERRA 90.



Project No: 10015722
 Report No: 10015722-2
 Issued Date: 2013-JUN-03
 Revision:

Verification Services Test Report

Test No. 1: Goniophotometer

Sample ID / Test Round Number

012834-S001 / 1

Environmental Conditions

Ambient Temperature
24.3 °C

Test Equipment

Local ID	Description	Model	Last cal	Next cal
BURVS0063	Goniophotometer system	LSI 6440T	08/apr/2013	By evidence
BURVS0066	AC PSU	ELGAR CW 1251	Reference only	Reference only
BURVS0065	Digital power meter	Yokogawa WT210	13/jul/2012	13/jul/2013
S541	CHRONOMETER	QUANTUM	22/may/2013	28/may/2014
BURVS0067	THERMOMETER	OMEGA MDSi8	16/jul/2012	16/jul/2013
BURVS0061	OMNIDIRECTIONAL CALIBRATION LAMP	STS STD-EHD 12C050	25/jun/2012	25/jun/2015

Test Condition(s)

Input Voltage	Input Current	Input Power	Power Factor
120.07 V	0.10 A	6.50 W	0.54

Test Results

Result Name	Result
Test Date	2013-MAY-31 11:40:00 AM
Current THD	0.1 %
Luminous Flux	274.0 lm
Luminous Efficacy	42.2 lm/W
Luminous Opening Length	4.0 in.
Luminous Opening Width	0.0 "
Luminous Opening Height	0.0 "



Project No: 10015722
Report No: 10015722-2
Issued Date: 2013-JUN-03
Revision:

Verification Services Test Report

Test No. 2: Integrating Sphere

Sample ID / Test Round Number

012834-S001 / 1

Environmental Conditions

Ambient Temperature
24.6 °C

Test Equipment

Local ID	Description	Model	Last cal	Next cal
BURVS0053	INTEGRATING SPHERE	LABSPHERE 2m INTEGRATING SPHERE	08/apr/2013	By evidence
BURVS0058	SPECTRORADIOMETER	LABSPHERE CDS-1100	08/apr/2013	By evidence
BURVS0062	AC PSU	CHROMA 61603	Reference only	Reference only
BURVS0059	DIGITAL POWER METER	YOKOGAWA WT210	13/jul/2012	13/jul/2013
S541	DIGITAL CHRONOMETER	QUANTUM	22/may/2013	28/may/2014
BURVS0054	THERMOMETER	OMEGA MDSi8	16/jul/2012	16/jul/2013
BURVS0040	75W OMNIDIRECTIONAL CALIBRATION LAMP	EYE LIGHTING SCL1400 (JDV28V75W)	24/jan/2012	24/jan/2015

Test Condition(s)

Base Orientation	Input Voltage	Input Current	Input Power	Power Factor
Base Up	120.01 V	0.099 A	6.48 W	0.548



Project No: 10015722
Report No: 10015722-2
Issued Date: 2013-JUN-03
Revision:

Verification Services Test Report

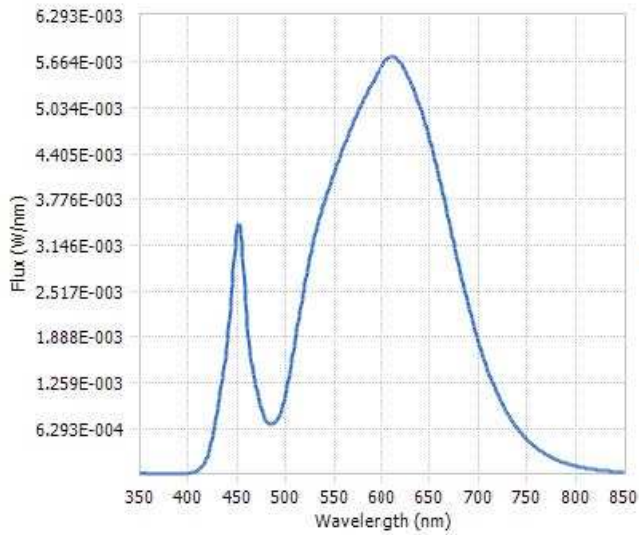
Test Results

Result Name	Result
Test Time Point	2013-MAY-28 04:25:00 PM Hrs
Current THD	0.1 %
CCT	2943 K
CRI (Ra)	81.73
CRI (R9)	29.7
Duv	0.0022
x	0.4379
y	0.3994
u'	0.2532
v'	0.5197



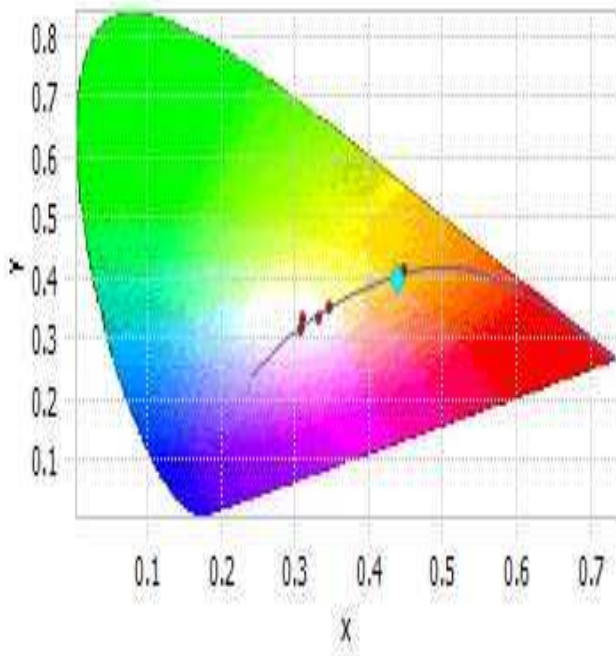
Verification Services Test Report

Spectral power distribution



Chromaticity diagram

CIE 1931, 2 Degree





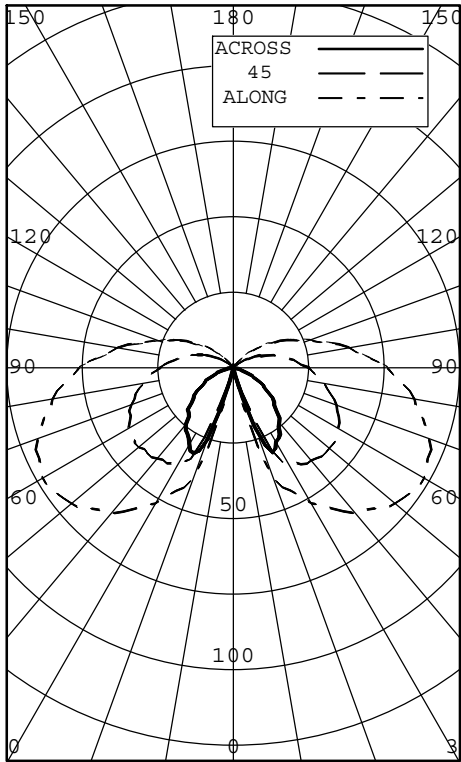
Project No: 10015722
Report No: 10015722-2
Issued Date: 2013-JUN-03
Revision:

Verification Services Test Report

Photo of Sample(s)



ARTEMIDE SPA, CAT# CICLOPE PARETE
 CICLOPE PARETE
 LED, CAT# LED. LUMINAIRE OUTPUT = 274 LMS.
 OPERATING AT 120VAC 60Hz 6.5W



ANGLE	INTENSITY (CANDLEPOWER) SUMMARY			ACROSS	OUTPUT LUMENS
	ALONG	BEAM SIDE	22.5		
0	0	67.5	45	0	0
5	0	0	0	0	0
15	13	6	0	3	1
25	45	42	30	26	8
35	57	52	39	27	12
45	66	58	42	24	16
55	72	61	42	21	19
65	71	60	39	18	19
75	65	55	33	14	18
85	56	47	28	11	15
90	51	41	25	8	0
95	44	37	21	7	12
105	32	26	15	3	8
115	22	18	10	0	5
125	14	11	5	0	2
135	7	4	1	0	1
145	1	0	0	0	0
155	0	0	0	0	0
165	0	0	0	0	0
175	0	0	0	1	0
180	0	0	0	0	0

BOTH SIDES
 ZONAL LUMENS AND PERCENTAGES

ZONE	LUMENS	% LUMINAIRE
0-30	18	6.58
0-40	43	15.63
0-60	112	40.91
0-90	217	79.22
40-90	174	63.59
60-90	105	38.31
90-180	57	20.78
0-180	274	100.00

EFFICACY (LUMENS PER WATT): 42.2

*** THIS IS AN ABSOLUTE TEST ***

LUMINOUS DIAMETER: 4.000 INS

LUMINANCE SUMMARY - CD./SQ.M.

ANGLE	BEAM SIDE		
	ALONG	45	ACROSS
45	11512	7301	3537
55	15483	9023	3000
65	20722	11305	2168
75	30977	15888	1243
85	79255	39019	0

CERTIFIED BY:

DATE:

MAY 31, 2013

PREPARED FOR:

ARTEMIDE SPA

ARTEMIDE SPA

TESTED IN ACCORDANCE WITH IES PROCEDURES.

UL International Italia Srl
Via XXV Aprile, 3/B
Burago di Molgora, Italy 20875

TEST REPORT No. 10015722-2

ARTEMIDE SPA, CAT# CICLOPE PARETE
CICLOPE PARETE
LED, CAT# LED. LUMINAIRE OUTPUT = 274 LMS.
OPERATING AT 120VAC 60Hz 6.5W

BEAM SIDE
INTENSITY (CANDLEPOWER) DATA

ANGLE	PLANE						OUTPUT LUMENS
	ALONG	67.5	45	22.5	ACROSS	AVERAGE	
0	0	0	0	0	0	0	
5	0	0	0	0	0	0	0
10	0	0	0	0	0	0	
15	13	6	0	0	3	4	1
20	39	33	9	15	21	22	
25	45	42	30	26	31	34	8
30	52	46	36	28	28	37	
35	57	52	39	27	27	40	12
40	63	56	40	26	24	41	
45	66	58	42	24	20	42	16
50	70	61	42	22	18	42	
55	72	61	42	21	14	42	19
60	73	62	40	20	12	41	
65	71	60	39	18	7	39	19
70	69	58	36	16	5	37	
75	65	55	33	14	3	34	18
80	61	50	31	12	0	31	
85	56	47	28	11	0	28	15
90	51	41	25	8	0	25	
95	44	37	21	7	0	22	12
100	39	32	18	5	0	19	
105	32	26	15	3	0	15	8
110	27	23	12	2	0	12	
115	22	18	10	0	0	10	5
120	18	14	6	0	0	7	
125	14	11	5	0	0	6	2
130	10	7	2	0	0	3	
135	7	4	1	0	0	2	1
140	3	2	0	0	0	1	
145	1	0	0	0	0	0	0
150	0	0	0	0	0	0	
155	0	0	0	0	0	0	0
160	1	0	0	0	0	0	
165	0	0	0	0	0	0	0
170	0	0	0	0	0	0	
175	0	0	0	0	1	0	0
180	0	0	0	0	0	0	

UL International Italia Srl
Via XXV Aprile, 3/B
Burago di Molgora, Italy 20875

TEST REPORT No. 10015722-2

ARTEMIDE SPA, CAT# CICLOPE PARETE
CICLOPE PARETE
LED, CAT# LED. LUMINAIRE OUTPUT = 274 LMS.
OPERATING AT 120VAC 60Hz 6.5W

BEAM SIDE
AVERAGE LUMINANCE DATA

CD./SQ.M (FOOTLAMBERTS)

ANGLE	ALONG	67.5	45	22.5	ACROSS
0	0 (0)	0 (0)	0 (0)	0 (0)	0 (0)
30	7406 (2161)	6555 (1913)	5154 (1504)	3926 (1145)	4030 (1176)
40	10143 (2960)	8976 (2619)	6478 (1890)	4116 (1201)	3816 (1113)
45	11512 (3360)	10147 (2961)	7301 (2131)	4268 (1245)	3537 (1032)
50	13432 (3920)	11788 (3440)	7984 (2330)	4310 (1257)	3396 (991)
55	15483 (4519)	13227 (3860)	9023 (2633)	4507 (1315)	3000 (875)
60	18008 (5256)	15446 (4508)	9902 (2890)	5020 (1465)	2861 (835)
65	20722 (6048)	17615 (5141)	11305 (3299)	5153 (1504)	2168 (632)
70	24883 (7262)	20955 (6116)	13165 (3842)	5746 (1677)	1694 (494)
75	30977 (9041)	26215 (7651)	15888 (4637)	6886 (2009)	1243 (363)
80	43329 (12646)	35723 (10426)	21961 (6409)	8607 (2512)	284 (82)
85	79255 (23131)	67174 (19605)	39019 (11388)	15340 (4477)	0 (0)

LUMINOUS DIAMETER: 4.000 INS

UL International Italia Srl
Via XXV Aprile, 3/B
Burago di Molgora, Italy 20875

TEST REPORT No. 10015722-2

ARTEMIDE SPA, CAT# CICLOPE PARETE
CICLOPE PARETE
LED, CAT# LED. LUMINAIRE OUTPUT = 274 LMS.
OPERATING AT 120VAC 60Hz 6.5W

OPPOSITE SIDE TO BEAM
INTENSITY (CANDLEPOWER) DATA

ANGLE	PLANE						OUTPUT LUMENS
	ALONG	112.5	135	157.5	ACROSS	AVERAGE	
0	0	0	0	0	0	0	
5	0	0	0	0	0	0	0
10	0	0	0	0	0	0	
15	13	8	0	4	4	5	1
20	39	35	13	21	26	26	
25	45	42	33	29	31	35	8
30	52	45	36	28	29	37	
35	57	51	39	28	27	40	12
40	63	53	39	26	25	40	
45	66	56	40	24	21	41	16
50	70	59	41	23	18	42	
55	72	60	40	21	16	41	19
60	73	60	40	20	12	41	
65	71	58	38	19	10	39	19
70	69	57	36	17	6	37	
75	65	53	34	14	4	34	18
80	61	50	30	13	2	31	
85	56	45	28	11	0	28	15
90	51	41	24	9	0	25	
95	44	36	22	7	0	22	12
100	39	31	19	6	0	19	
105	32	27	16	4	0	16	8
110	27	22	13	2	0	13	
115	22	18	10	1	0	10	5
120	18	15	7	0	0	8	
125	14	11	5	0	0	6	3
130	10	8	3	0	0	4	
135	7	5	1	0	0	2	1
140	3	2	0	0	0	1	
145	1	0	0	0	0	0	0
150	0	0	0	0	0	0	
155	0	0	0	0	0	0	0
160	1	0	0	0	1	0	
165	0	0	0	0	0	0	0
170	0	0	0	0	0	0	
175	0	0	0	0	0	0	0
180	0	0	0	0	0	0	

UL International Italia Srl
Via XXV Aprile, 3/B
Burago di Molgora, Italy 20875

TEST REPORT No. 10015722-2

ARTEMIDE SPA, CAT# CICLOPE PARETE
CICLOPE PARETE
LED, CAT# LED. LUMINAIRE OUTPUT = 274 LMS.
OPERATING AT 120VAC 60Hz 6.5W

OPPOSITE SIDE TO BEAM
AVERAGE LUMINANCE DATA

CD./SQ.M (FOOTLAMBERTS)

ANGLE	ALONG	112.5	135	157.5	ACROSS
0	0 (0)	0 (0)	0 (0)	0 (0)	0 (0)
30	7406 (2161)	6484 (1892)	5083 (1483)	4054 (1183)	4187 (1222)
40	10143 (2960)	8524 (2487)	6317 (1843)	4181 (1220)	3960 (1156)
45	11512 (3360)	9833 (2869)	7056 (2059)	4268 (1245)	3694 (1078)
50	13432 (3920)	11287 (3294)	7888 (2302)	4483 (1308)	3511 (1024)
55	15483 (4519)	12818 (3741)	8656 (2526)	4615 (1347)	3475 (1014)
60	18008 (5256)	14852 (4334)	9926 (2897)	4971 (1450)	2960 (864)
65	20722 (6048)	17031 (4970)	11041 (3222)	5416 (1580)	2988 (872)
70	24883 (7262)	20448 (5968)	13056 (3810)	6180 (1803)	2235 (652)
75	30977 (9041)	25354 (7400)	16032 (4679)	6838 (1995)	1770 (516)
80	43329 (12646)	35581 (10384)	21534 (6285)	9460 (2761)	1562 (456)
85	79255 (23131)	64334 (18776)	40012 (11678)	15482 (4518)	0 (0)