

PHOTOMETRIC TEST REPORT

Customer Company & Address

Artemide SPA
Via Bergamo 18, 20010 - Pregnana Milanese (MI) - Italy

Manufacturer: Artemide SPA
Model Number: IPPOLITO 90
Product Type: Outdoor LED luminaire
Product Description: LED luminaire for floor mounting outdoor installation. The luminaire is equipped with one LED module and electronic control gear. The optical system is composed by a transparent flat cover.

LED Model: Cree Xlamp CXA1512 LED

Power Supply Model: MEAN WELL APC-16-350

Electrical Ratings:

Input Voltage (V): 120

Input Current (A): -

Input Power (W) 15

Input Frequency (Hz): 60

Photometric Measurement: Absolute

Reference Standard: IES LM-79-08

Sample number: 2081721

Total report pages: 9

This report shall not be reproduced except in full without the written approval of the Laboratory. The results in this report apply to the test sample(s) mentioned above at the time of the testing period only and are not to be used to indicate applicability to other similar products. This report does not imply that the products(s) has met the criteria for certification.

Prepared By

Giovanni Di Martino



Name & Signatory

Approved By

Walter Parmiani



Name & Signatory

TEST RESULTS SUMMARY

Test Method: Integrating Sphere
Photometric Measurement: Absolute
Test Date: 2015/4/16

Environmental Conditions:

		Unit
Ambient Temperature:	25	°C
Relative Humidity:	31.2	%

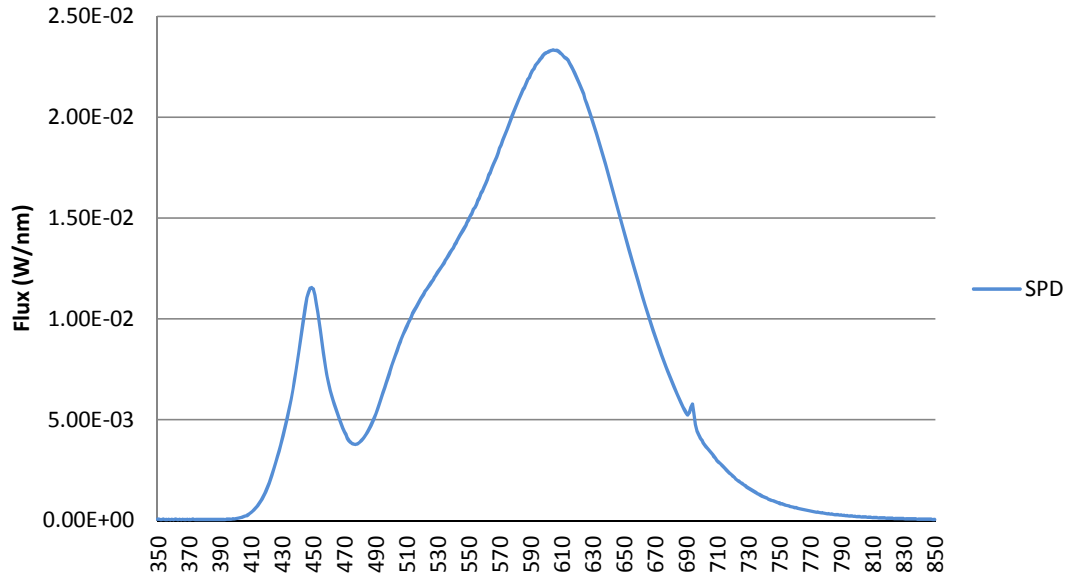
Electrical Conditions:

		Unit
Input Voltage:	120	V
Input Current:	0.252	A
Input Power:	15.56	W
Input Frequency:	60	Hz
THD V:	1.5	%
Power Factor:	0.51	

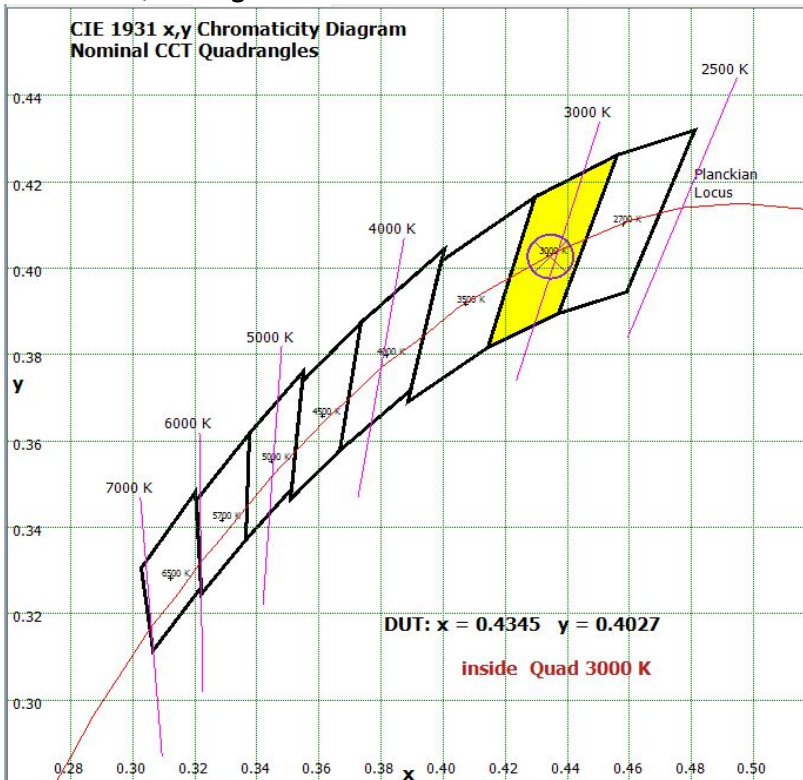
Photometric results:

		Unit
Chrom x	0.4345	
Chrom y	0.4027	
Chrom u	0.2496	
Chrom v	0.3470	
Duv	0.0003	
Chrom u'	0.2496	
Chrom v'	0.5205	
Peak	604.6	nm
Dominant	582.8	nm
CCT	3028	K
CRI	82.73	
R9	10.7	
Pre-burning time:	1.00	hrs
Stabilization time:	30	min
Test configuration:	4pi	

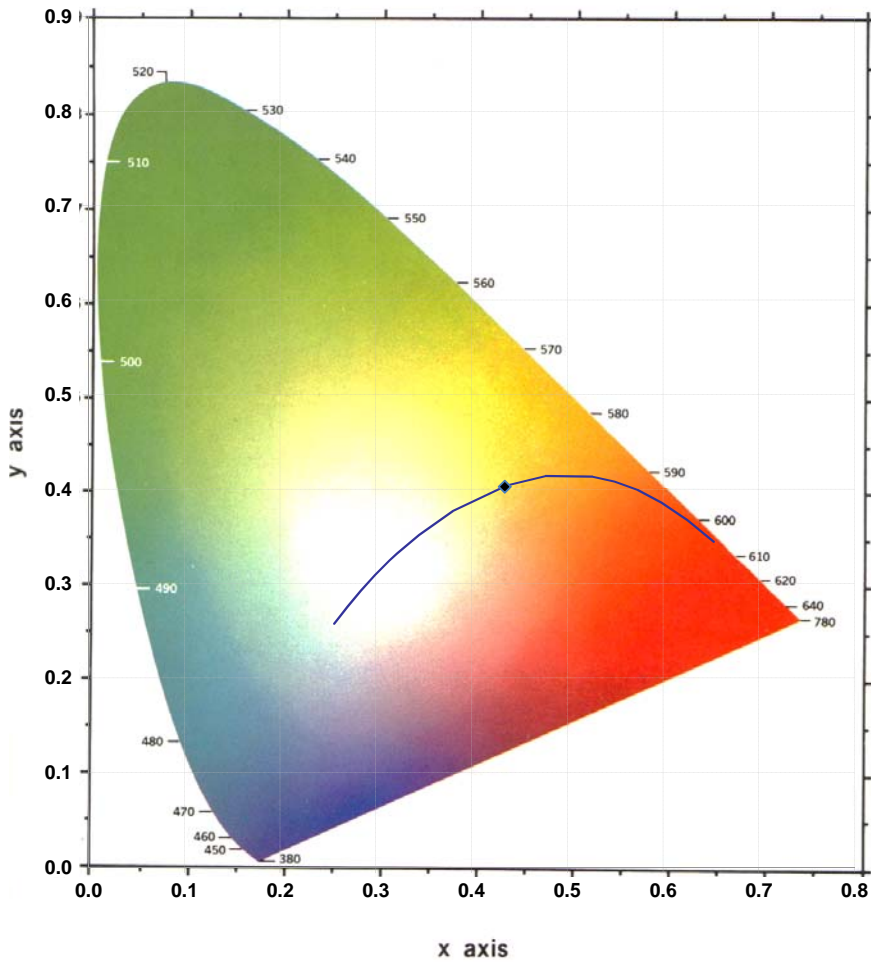
Spectral Power Distribution



ANSI CCT Quadrangles



Chromaticity Diagram CIE 1931



TEST RESULTS SUMMARY

Test Method: Goniophotometer
Photometric Measurement: Absolute
Test Date: 2015/4/16

Environmental Conditions:

		Unit
Ambient Temperature:	25.3	°C
Relative Humidity:	30	%

Electrical Conditions:

		Unit
Input Voltage:	120.1	V
Input Current:	0.248	A
Input Power:	15.57	W
Input Frequency:	60	Hz
THD V:	1.5	%

Photometric results:

		Unit
Total Luminous Flux:	1188.88	Lm
System Efficacy:	76.36	Lm/W
Pre-burning time:	2.00	hrs
Stabilization time:	30	min
Test distance:	8.62	m

Dimensions:

	L	W	H	Unit
Sample:	∅ 200	-	900	mm
Luminous Area:	∅ 40	-	0	mm

Picture of the tested sample:



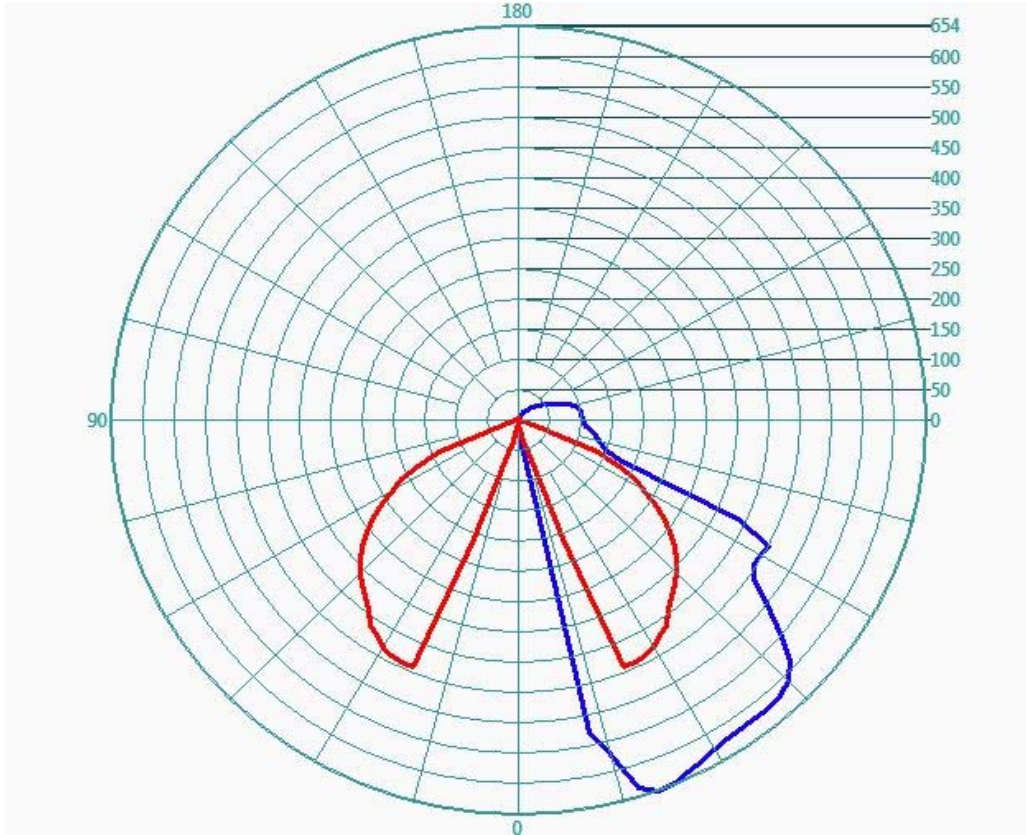
TEST EQUIPMENT

Local ID	Description	Model	Last Cal	Next Cal
BURVS0063	Goniophotometer system	LSI 6440T	2014/4/22	By evidence
BURVS0077	Digital power meter	Yokogawa WT210	2014/10/27	2015/10/28
BURVS0067	OMEGA MDSi8	OMEGA MDSi8	2014/9/1	2015/9/28
AT528	Ambient temp recorder	OMEGA Iserver	2014/4/7	2015/4/28
BURVS0053	Integrating sphere	Labsphere CSTM-LMS	2015/4/9	By evidence
BURVS0058	Spectroradiometer	Labsphere CDS-1100	2015/4/9	By evidence
BURVS0062	AC PSU	Chroma 61603	Reference	Reference
BURVS0059	Digital power meter	Yokogawa WT210	2014/10/27	2015/10/28
BURVS0054	Thermometer	OMEGA MDSi8	2014/9/1	2015/9/28
AT525	Ambient temp recorder	OMEGA Iserver	2014/4/7	2015/4/28
BURVS0066	AC PSU	ELGAR CW 1251	Reference	Reference

Notes

The results of this test extends to the suspended and to the 230 V version of this product.

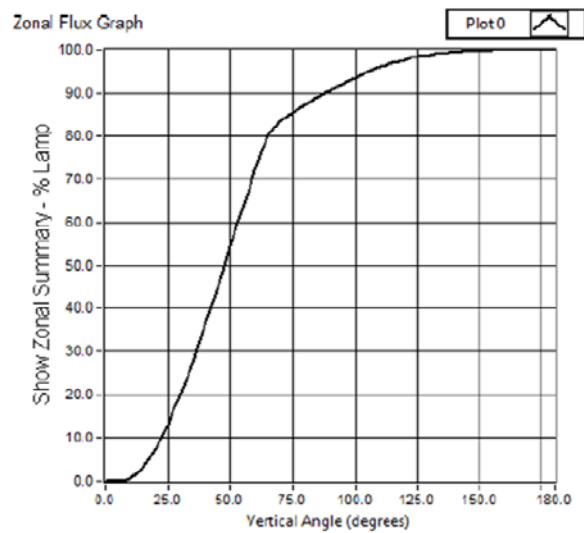
POLAR PLOT (cd)





ZONAL LUMEN SUMMARY

	Summary Zonal Lumens	Zonal Lumens - % Lamp	Zonal Lumens - % Fixture
0 to 30	215.59	18.13	18.13
0 to 40	400.85	33.72	33.72
0 to 60	829.29	69.75	69.75
0 to 90	1072.48	90.21	90.21
40 to 90	671.63	56.49	56.49
60 to 90	243.19	20.46	20.46
90 to 180	116.41	9.79	9.79
0 to 180	1188.88	100.00	100.00





MAX CONE AND PLANE (cd)

