

Luminaire

Code 1215S00A
Name AOL MINI W S UPPERCASE

Measurement

Code FTS2400025
Name AOL MINI W S UPPERCASE

Luminaire Flux	863 lm	Luminaire Power	9.0 W	Efficacy	95.889 lm/W	Efficiency	100.00%
Source Flux	863 lm	Maximum value	186.86 cd/klm	Position	C=20.00 G=2.00	CG	Asymmetrical
Rectangular Luminaire		Length	355 mm	Width	245 mm	Height	42 mm
Rectangular Luminous Area		Length	355 mm	Width	55 mm	Height	25 mm
Horizontal Luminous Area		0.019525 m ²		Emitting area on Plane 180°		0.008875 m ²	
Emitting area on Plane 0°		0.008875 m ²		Emitting area on Plane 270°		0.001375 m ²	
Emitting area on Plane 90°		0.001375 m ²		Glare area at 76°		0.013335 m ²	
Coordinate system		CG		Symmetry Type		Asymmetrical	
Date		19-12-2023		Maximum Gamma Angle		180	
Measurement Distance		0.00		Measurement Flux		863 lm	

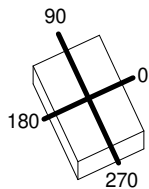
LED Flux=1090lm LED Power=9W Eff=79% EfcLed=121lm/W EfcLum=96lm/W CCT=3000K Ra=90 R9=50 SDCM=3 L70(17k)=102000h

C.I.E. 36 65 86 72 100
F UTE 0.72 H + 0.28 T

D DIN 5040
B NBN

B21
BZ 6

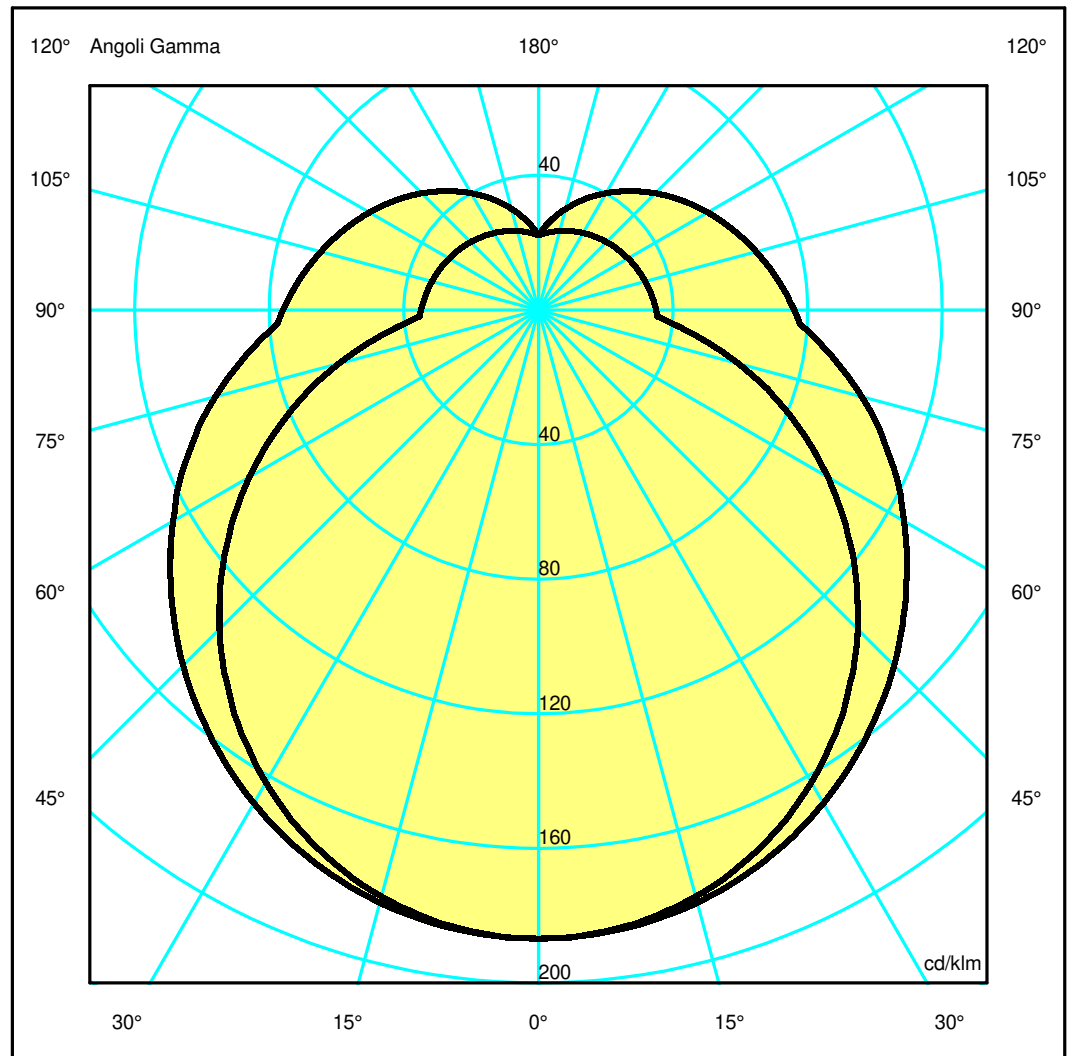
355mm x 245mm



Sempiani C

180.0 ——— 0.0
270.0 ——— 90.0

ULOR 27.80 %
DLOR 72.20 %
RN 27.80 %



Luminaire

Code 1215S00A
Name AOL MINI W S UPPERCASE

Measurment.

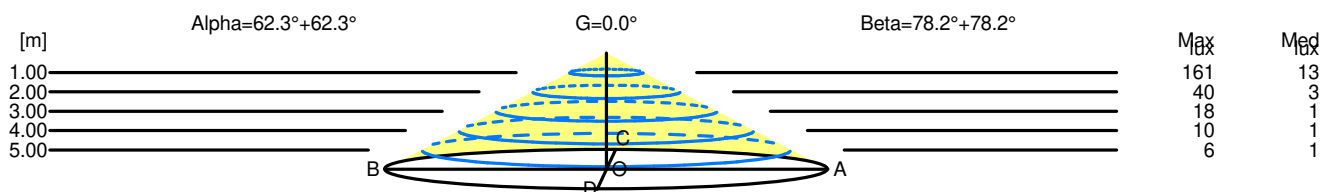
Code FTS2400025
Name AOL MINI W S UPPERCASE

Luminaire Flux	863 lm	Luminaire Power	9.0 W	Efficacy	95.889 lm/W	Efficiency	100.00%
Source Flux	863 lm	Maximum value	186.86 cd/klm	Position	C=20.00 G=2.00	CG	Asymmetrical
Rectangular Luminaire		Length	355 mm	Width	245 mm	Height	42 mm
Rectangular Luminous Area		Length	355 mm	Width	55 mm	Height	25 mm
Horizontal Luminous Area	0.019525 m2			Emitting area on Plane 180°			0.008875 m2
Emitting area on Plane 0°	0.008875 m2			Emitting area on Plane 270°			0.001375 m2
Emitting area on Plane 90°	0.001375 m2			Glare area at 76°			0.013335 m2
Coordinate system	CG			Symmetry Type		Asymmetrical	
Date	19-12-2023			Maximum Gamma Angle		180	
Measurement Distance	0.00			Measurement Flux		863 lm	
LED Flux=1090lm LED Power=9W Eff=79% EfcLed=121lm/W EfcLum=96lm/W CCT=3000K Ra=90 R9=50 SDCM=3 L70(17k)=102000h							
C.I.E.	36 65 86 72 100			D DIN 5040	B21		
F UTE	0.72 H + 0.28 T			B NBN	BZ 6		

Width at 50.00 % of Max Intensity

H[m]	1.00	2.00	3.00	4.00	5.00	H[m]	1.00	2.00	3.00	4.00	5.00
OA	1.91	3.81	5.72	7.62	9.53	OC	4.80	9.60	14.40	19.21	24.01
OB	1.91	3.81	5.72	7.62	9.53	OD	4.80	9.60	14.40	19.21	24.01

	Luminous Intensities [cd/klm]									
	0	5	15	25	35	45	55	65	75	85
OA	161.23	160.50	155.73	146.24	132.83	115.80	96.23	74.87	53.00	33.39
OB	161.23	160.50	155.73	146.24	132.83	115.80	96.23	74.87	53.00	33.39
OC	161.23	160.74	157.37	150.67	140.90	128.93	115.42	101.28	85.81	70.01
OD	161.23	160.74	157.37	150.67	140.90	128.93	115.42	101.28	85.81	70.01



H[m]	D[m]	Max lux	Med lux	Alpha=62.3°+62.3°	G=0.0
1.00	3.81	161	13		
2.00	7.62	40	3		
3.00	11.43	18	1		
4.00	15.25	10	1		
5.00	19.06	6	1		

H[m]	D[m]	Max lux	Med lux	Beta=78.2°+78.2°	G=0.0
1.00	9.60	161	13		
2.00	19.21	40	3		
3.00	28.81	18	1		
4.00	38.41	10	1		
5.00	48.01	6	1		