

Luminaire

Code 1821018A
Name EMPATIA 36 TABLE LED UL

Measurment.

Code FTS1701350
Name EMPATIA 36 TABLE LED UL

Luminaire Flux	1273.00 lm	Luminaire Power	25.00 W	Efficacy	50.92 lm/W	Efficiency	100.00%
Sources Flux	1273.00 lm	Maximum value	279.80 cd/klm	Position	C=0.00 G=180.00	CG	Rotosymmetrical
Round Luminaire		Diam.	360 mm	Height	382 mm		
Round Luminous Area		Diam.	360 mm	Height	335 mm		
Horizontal Luminous Area		0.101788 m2		Emitting area on Plane 180°		0.120600 m2	
Emitting area on Plane 0°		0.120600 m2		Emitting area on Plane 270°		0.120600 m2	
Emitting area on Plane 90°		0.120600 m2		Glare area at 76°		0.141642 m2	
Coordinate system		CG		Symmetry Type		Rotosymmetrical	
Date		27-01-2000		Maximum Gamma Angle		180	
Measurement Distance		0.00		Measurement Flux		1273.00 lm	

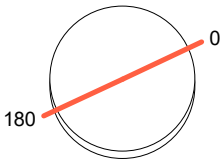
LED Flux=2514,84lm LED Power=21W Eff=51% EfcLed=120lm/W EfcLum=51lm/W Ra=90 SDCM=2 L70(6K)=36300h

C.I.E. 27 61 84 27 100
F UTE 0.27 H + 0.73 T

D DIN 5040
B NBN

D13
BZ 8 / 0.8 / BZ 7 / 2.5 / BZ 6

Diam=360mm



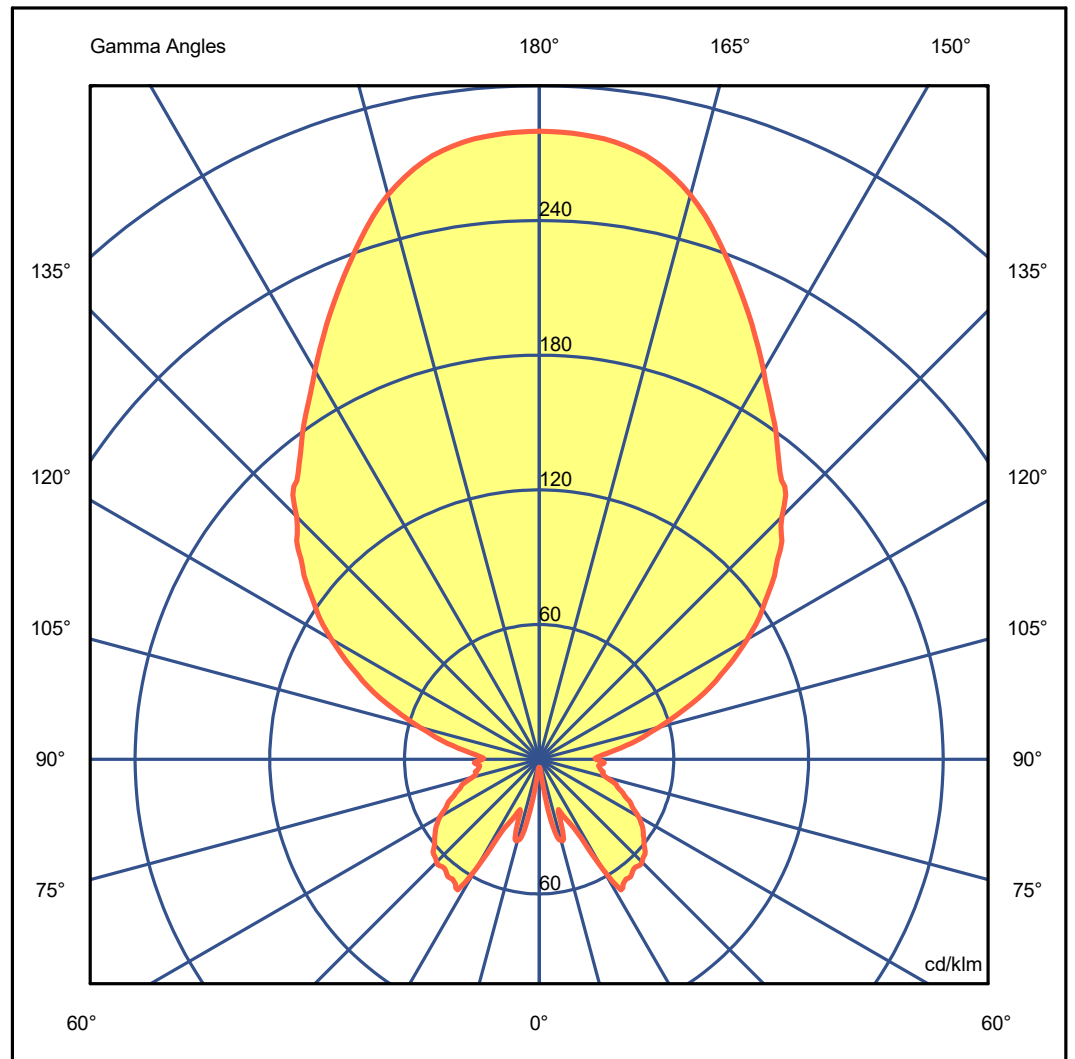
C Halfplanes

180.0 — 0.0

ULOR 72.51 %

DLOR 27.49 %

RN 72.51 %



Luminaire

Code 1821018A
Name EMPATIA 36 TABLE LED UL

Measurem.

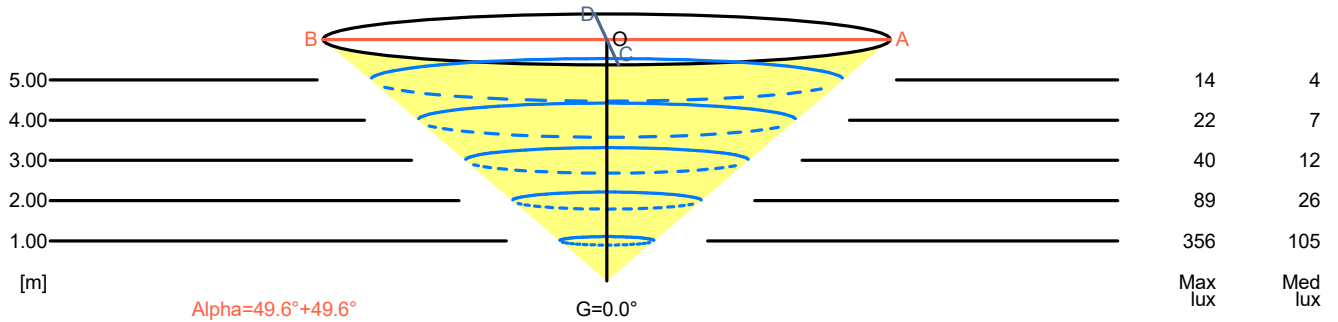
Code FTS1701350
Name EMPATIA 36 TABLE LED UL

Luminaire Flux	1273.00 lm	Luminaire Power	25.00 W	Efficacy	50.92 lm/W	Efficiency	100.00%
Sources Flux	1273.00 lm	Maximum value	279.80 cd/klm	Position	C=0.00 G=180.00	CG	Rotosymmetrical

Width at 50.00 % of Max Intensity

H[m]	1.00	2.00	3.00	4.00	5.00	H[m]	1.00	2.00	3.00	4.00	5.00
OA	1.18	2.35	3.53	4.70	5.88	OC	1.18	2.35	3.53	4.70	5.88
OB	1.18	2.35	3.53	4.70	5.88	OD	1.18	2.35	3.53	4.70	5.88

	Luminous Intensities [cd/klm]									
	0	5	15	25	35	45	55	65	75	85
OA	356.19	354.49	331.42	279.93	232.48	194.67	156.45	113.64	69.92	38.22
OB	356.19	354.49	331.42	279.93	232.48	194.67	156.45	113.64	69.92	38.22
OC	356.19	354.49	331.42	279.93	232.48	194.67	156.45	113.64	69.92	38.22
OD	356.19	354.49	331.42	279.93	232.48	194.67	156.45	113.64	69.92	38.22



5.00	11.75	14	4	
4.00	9.40	22	7	
3.00	7.05	40	12	
2.00	4.70	89	26	
1.00	2.35	356	105	
H[m]	D[m]	Max lux	Med lux	