

Luminaire

Code 1813018A
Name EMPATIA 16 TABLE LED 11W 30K MP-MV WHITE - USA

Measurem.

Code FTS1701157
Name EMPATIA 16 TABLE LED 11W 30K MP-MV WHITE - USA

Luminaire Flux	567.00 lm	Luminaire Power	11.00 W	Efficacy	51.55 lm/W	Efficiency	100.00%
Lamps Flux	567.00 lm	Maximum value	358.51 cd/klm	Position	C=0.00 G=172.00	CG	Rotosymmetrical
Round Luminaire Round Luminous Area		Diam. Diam.	160 mm 160 mm	Height Height	200 mm 145 mm		
Horizontal Luminous Area Emitting area on Plane 0° Emitting area on Plane 90°		0.020106 m2 0.023200 m2 0.023200 m2		Emitting area on Plane 180° Emitting area on Plane 270° Glare area at 76°		0.023200 m2 0.023200 m2 0.027375 m2	
Coordinate system Date Measurement Distance		CG 16-01-2000 0.00		Symmetry Type Maximum Gamma Angle Measurement Flux		Rotosymmetrical 180 567.00 lm	

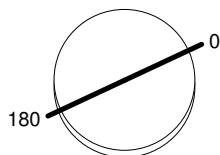
LED Flux=1027,13lm LED Power=9,4W Eff=55% EfcLed=109lm/W EfcLum=52lm/W Ra=90 SDCM=2 L70(6K)=36300h

C.I.E. 27 60 83 23 100
F UTE 0.23 H + 0.77 T

D DIN 5040
B NBN

D13
BZ 7 / 2.5 / BZ 6

Diam=160mm



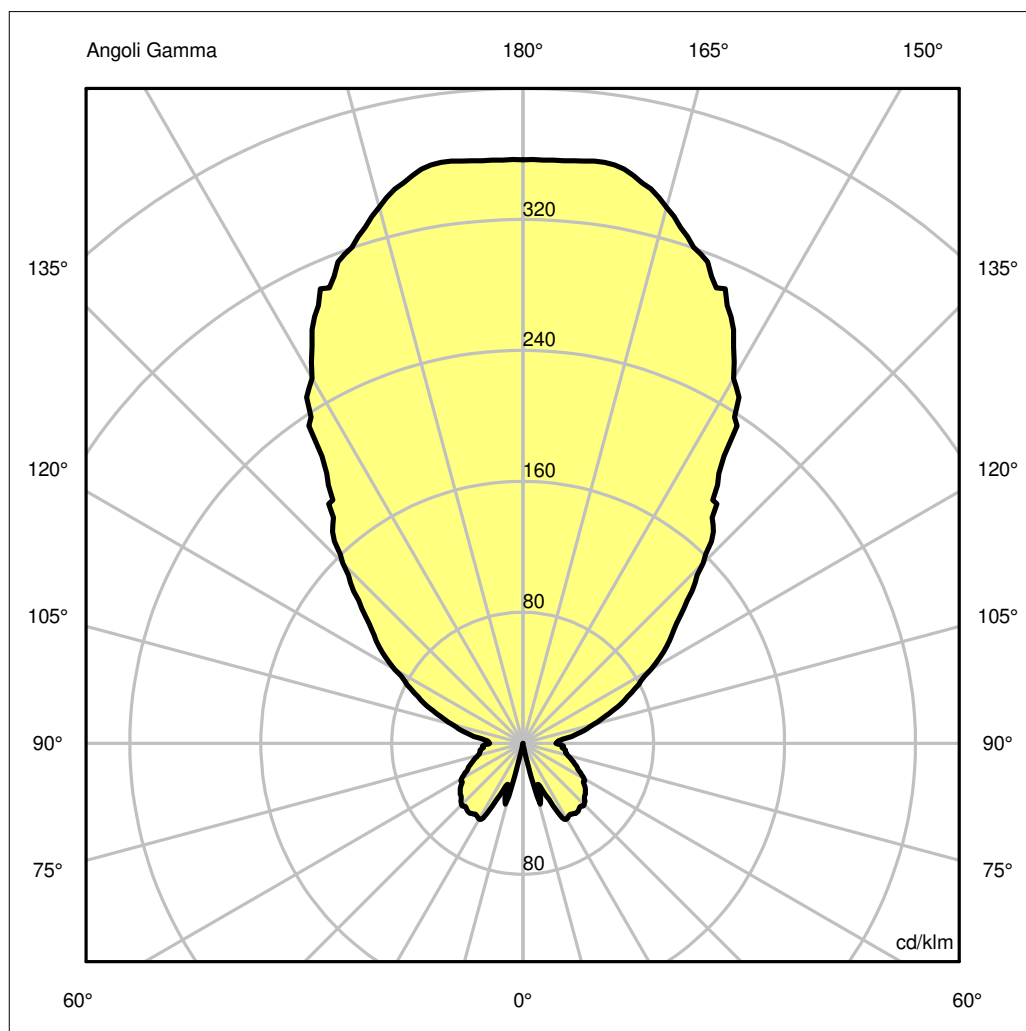
Semipiani C

180.0 ——— 0.0

ULOR 76.53 %

DLOR 23.47 %

RN 76.53 %



Luminaire

Code 1813018A
Name EMPATIA 16 TABLE LED 11W 30K MP-MV WHITE - USA

Measurement

Code FTS1701157
Name EMPATIA 16 TABLE LED 11W 30K MP-MV WHITE - USA

Luminaire Flux	567.00 lm	Luminaire Power	11.00 W	Efficacy	51.55 lm/W	Efficiency	100.00%
Lamps Flux	567.00 lm	Maximum value	358.51 cd/klm	Position	C=0.00 G=172.00	CG	Rotosymmetrical
Round Luminaire		Diam.	160 mm	Height	200 mm		
Round Luminous Area		Diam.	160 mm	Height	145 mm		
Horizontal Luminous Area	0.020106 m2			Emitting area on Plane 180°		0.023200 m2	
Emitting area on Plane 0°	0.023200 m2			Emitting area on Plane 270°		0.023200 m2	
Emitting area on Plane 90°	0.023200 m2			Glare area at 76°		0.027375 m2	
Coordinate system	CG	Symmetry Type		Maximum Gamma Angle		Rotosymmetrical	
Date	16-01-2000	Measurement Flux				180	
Measurement Distance	0.00					567.00 lm	

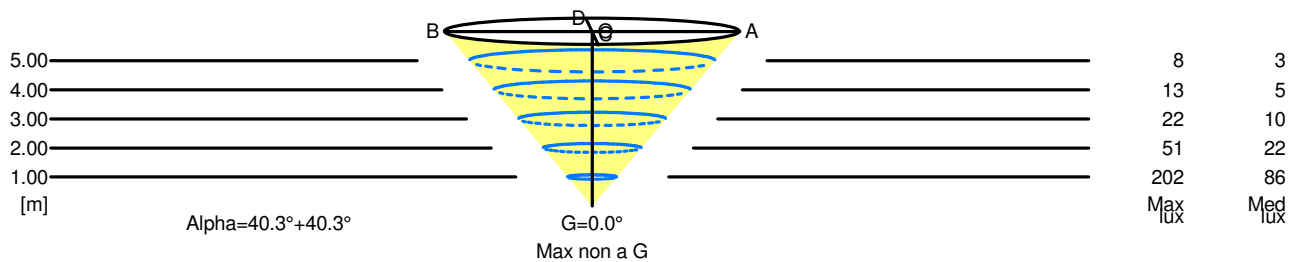
LED Flux=1027,13lm LED Power=9,4W Eff=55% EfcLed=109lm/W EfcLum=52lm/W Ra=90 SDCM=2 L70(6K)=36300h

C.I.E.	27 60 83 23 100	D DIN 5040	D13
F UTE	0.23 H + 0.77 T	B NBN	BZ 7 / 2.5 / BZ 6

Width at 50.00 % of Max Intensity

H[m]	1.00	2.00	3.00	4.00	5.00	H[m]	1.00	2.00	3.00	4.00	5.00
OA	0.85	1.69	2.54	3.39	4.23	OC	0.85	1.69	2.54	3.39	4.23
OB	0.85	1.69	2.54	3.39	4.23	OD	0.85	1.69	2.54	3.39	4.23

	Luminous Intensities [cd/klm]									
	0	5	15	25	35	45	55	65	75	85
OA	202.20	202.56	192.24	167.44	121.39	88.29	62.06	41.53	25.28	13.05
OB	202.20	202.56	192.24	167.44	121.39	88.29	62.06	41.53	25.28	13.05
OC	202.20	202.56	192.24	167.44	121.39	88.29	62.06	41.53	25.28	13.05
OD	202.20	202.56	192.24	167.44	121.39	88.29	62.06	41.53	25.28	13.05



5.00	8.47	8	3	
4.00	6.77	13	5	
3.00	5.08	22	10	
2.00	3.39	51	22	
1.00	1.69	202	86	
H[m]	D[m]	Max lux	Med lux	Alpha=40.3°+40.3° Max non a G G=0.0