

PHOTOMETRIC TEST REPORT

Customer Company & Address

Artemide SPA
Via Bergamo 18, 20010 - Pregnana Milanese (MI) - Italy

Manufacturer: Artemide SPA
Model Number: TALO LED 90 WALL
Product Type: Indoor LED Luminaire
Product Description: Wall mounted LED luminaire with integrated electronic control gear and uplight + downlight emission.


LED Model: Philips LED LINE 1ft 1100lm 830 1R LV2
Power Supply Model: INVENTRONICS mod.: LUD 060S210DSF

Electrical Ratings:
Input Voltage (V): 120
Input Current (A): -
Input Power (W) 40
Input Frequency (Hz): 60

Photometric Measurement: Absolute
Reference Standard: IES LM-79-08
Sample number: 1987288
Total report pages: 11

This report shall not be reproduced except in full without the written approval of the Laboratory. The results in this report apply to the test sample(s) mentioned above at the time of the testing period only and are not to be used to indicate applicability to other similar products. This report does not imply that the products(s) has met the criteria for certification.

Prepared By
Giovanni Di Martino



Name & Signatory

Approved By
Walter Parmiani



Name & Signatory

TEST RESULTS SUMMARY

Test Method: Integrating Sphere
Photometric Measurement: Absolute
Test Date: 2014/11/5

Environmental Conditions:

		Unit
Ambient Temperature:	25,6	°C
Relative Humidity:	52	%

Electrical Conditions:

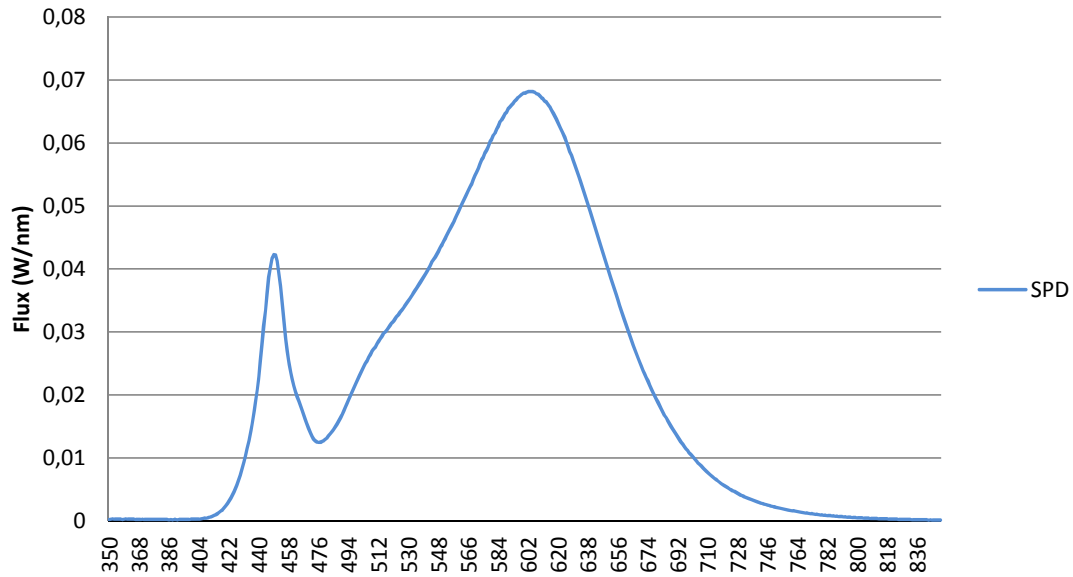
		Unit
Input Voltage:	120	V
Input Current:	0,329	A
Input Power:	39,09	W
Input Frequency:	60	Hz
THD V:	0,1	%
Power Factor:	0,99	

Photometric results:

		Unit
Chrom x	0,4290	
Chrom y	0,3972	
Chrom u	0,2484	
Chrom v	0,3450	
Duv	0,0022	
Chrom u'	0,2484	
Chrom v'	0,5174	
Peak	603,5	nm
Dominant	583,1	nm
CCT	3079	K
Nominal CCT	3000	K
CRI	82,04	
R9	7,2	
Pre-burning time:	0,50	hrs
Stabilization time:	60	min
Test configuration:	4pi	

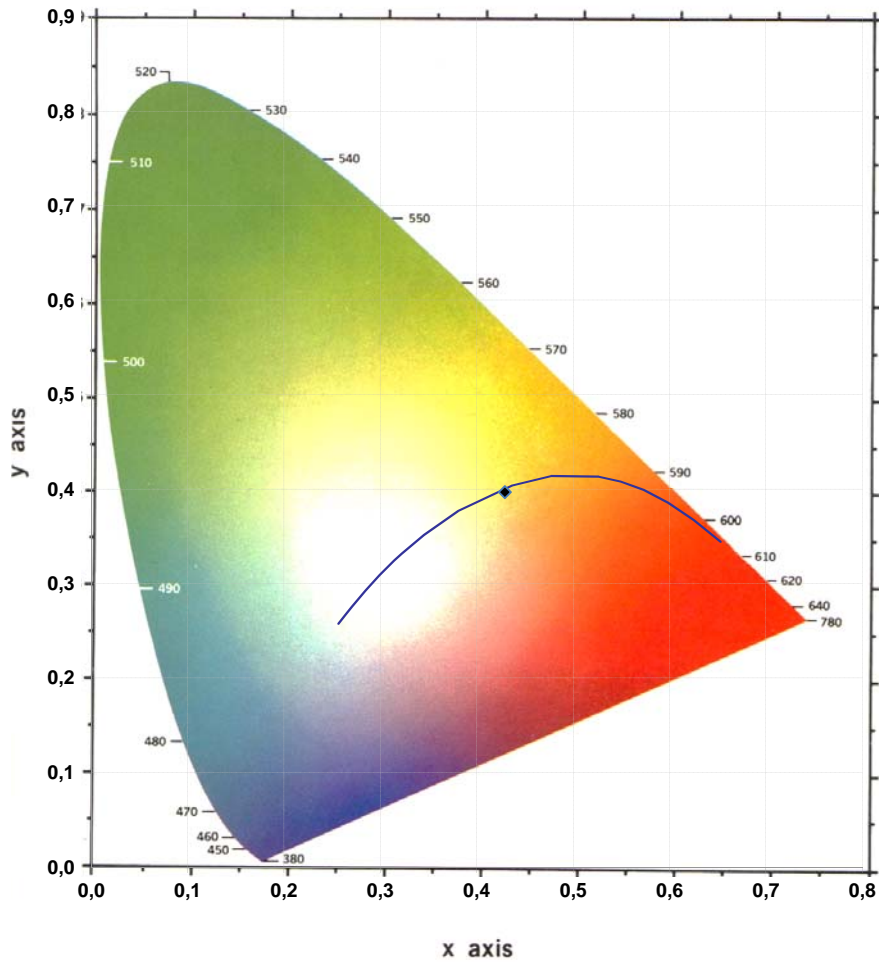


Spectral Power Distribution





Chromaticity Diagram CIE 1931



TEST RESULTS SUMMARY

Test Method: Goniophotometer
Photometric Measurement: Absolute
Test Date: 2014/11/7

Environmental Conditions:

		Unit
Ambient Temperature:	24,6	°C
Relative Humidity:	48	%

Electrical Conditions:

		Unit
Input Voltage:	120,06	V
Input Current:	0,327	A
Input Power:	38,99	W
Input Frequency:	60	Hz
THD V:	0,25	%

Photometric results:

		Unit
Total Luminous Flux:	3339,44	Lm
System Efficacy:	85,43	Lm/W
Pre-burning time:	1,00	hrs
Stabilization time:	30	min
Test distance:	8,62	m

Dimensions:

	L	W	H	Unit
Sample:	910	100	50	mm
Luminous Area:	870	40	0	mm

Photometric performances are valid for the 230 V version of this product also.

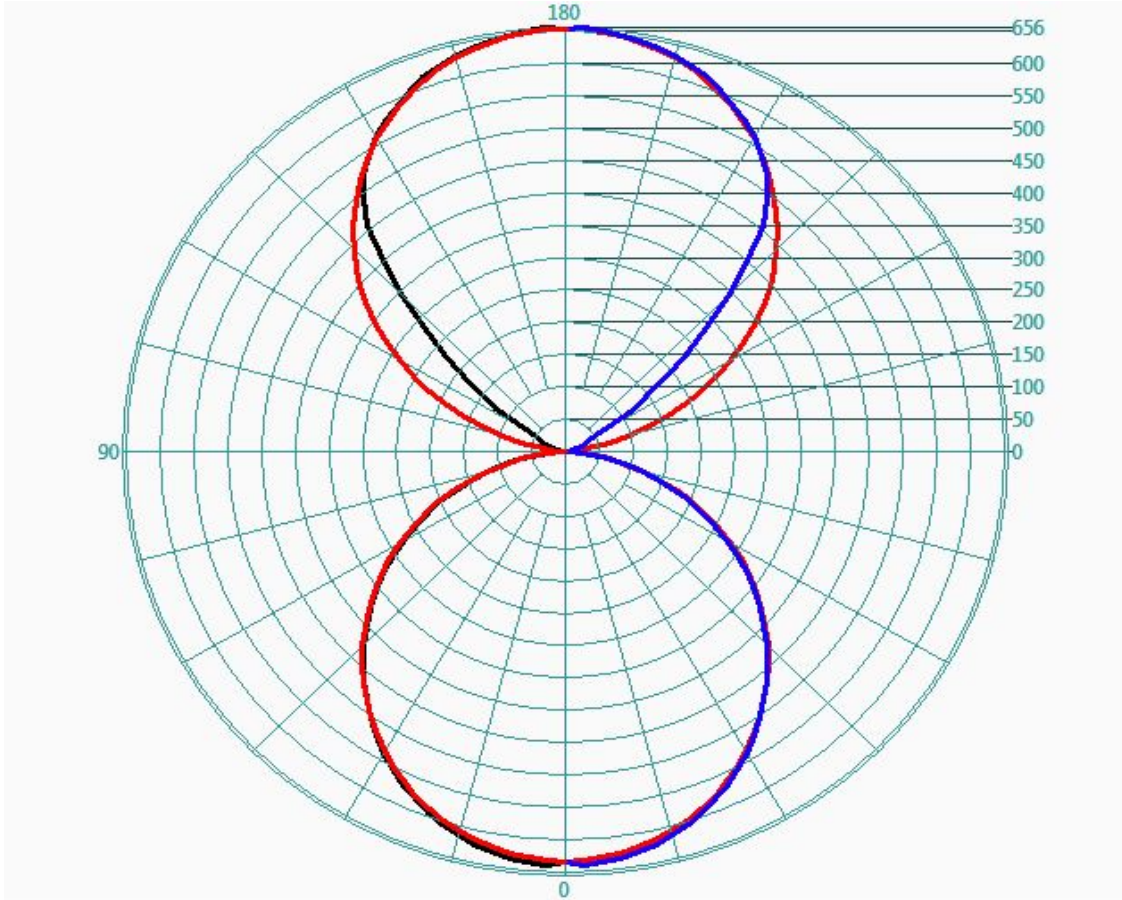
Picture of the tested sample:



TEST EQUIPMENT

Local ID	Description	Model	Last Cal	Next Cal
BURVS0063	Goniophotometer system	LSI 6440T	2014/4/22	By evidence
BURVS0077	Digital power meter	Yokogawa WT210	2014/10/27	2015/10/28
BURVS0067	OMEGA MDSi8	OMEGA MDSi8	2014/9/1	2015/9/28
AT528	Ambient temp recorder	OMEGA Iserver	2014/4/7	2015/4/28
BURVS0043	Integrating sphere	Labsphere CSTM-LMS	2014/9/25	By evidence
BURVS0048	Spectroradiometer	Labsphere CDS-1100	2014/9/25	By evidence
BURVS0052	AC PSU	Chroma 61603	Reference	Reference
BURVS0049	Digital power meter	Yokogawa WT210	2014/10/27	2015/10/28
BURVS0044	Thermometer	OMEGA MDSi8	2014/9/1	2015/9/28
AT525	Ambient temp recorder	OMEGA Iserver	2014/4/7	2015/4/28

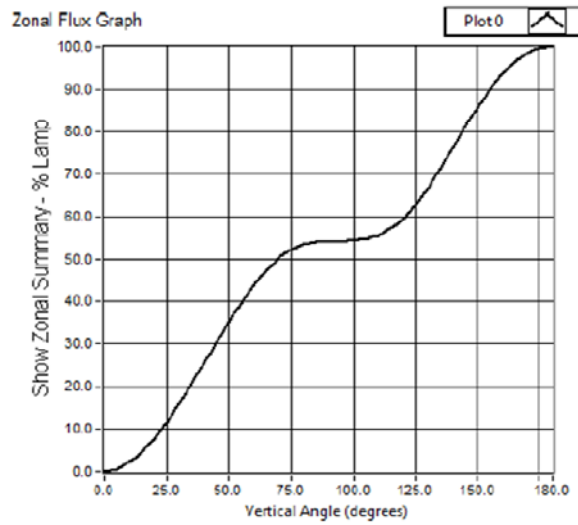
POLAR PLOT (cd)



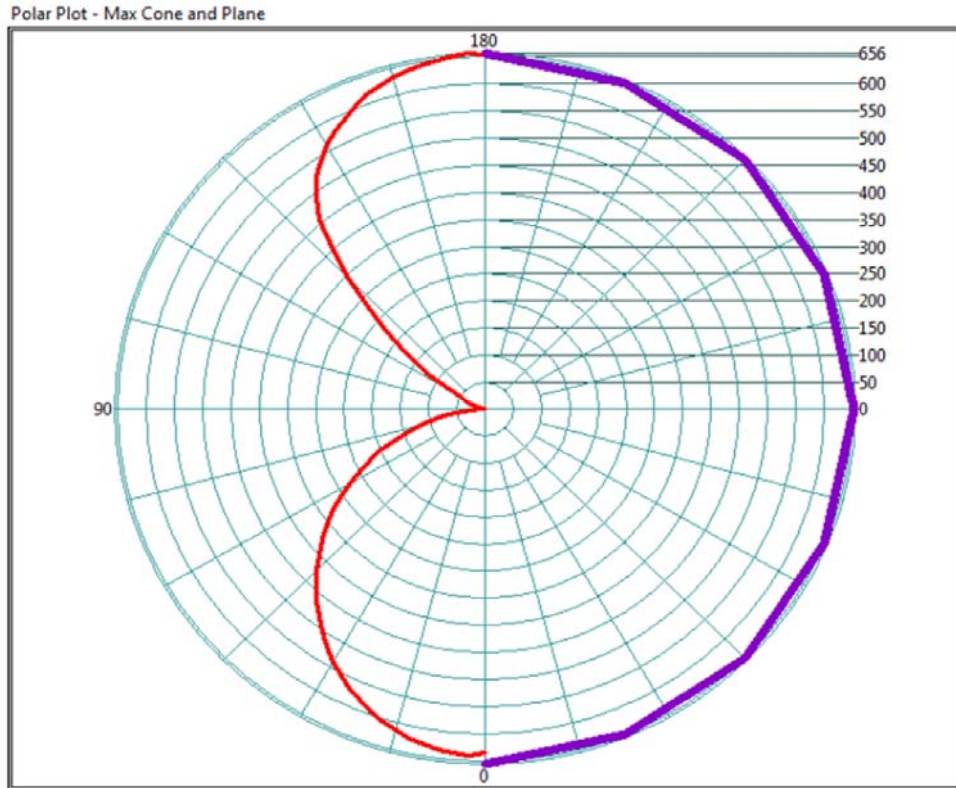


ZONAL LUMEN SUMMARY

	Summary Zonal Lumens	Zonal Lumens - % Lamp	Zonal Lumens - % Fixture
0 to 30	493.79	14.79	14.79
0 to 40	807.29	24.17	24.17
0 to 60	1427.69	42.75	42.75
0 to 90	1804.44	54.03	54.03
40 to 90	997.15	29.86	29.86
60 to 90	376.75	11.28	11.28
90 to 180	1535.00	45.97	45.97
0 to 180	3339.44	100.00	100.00

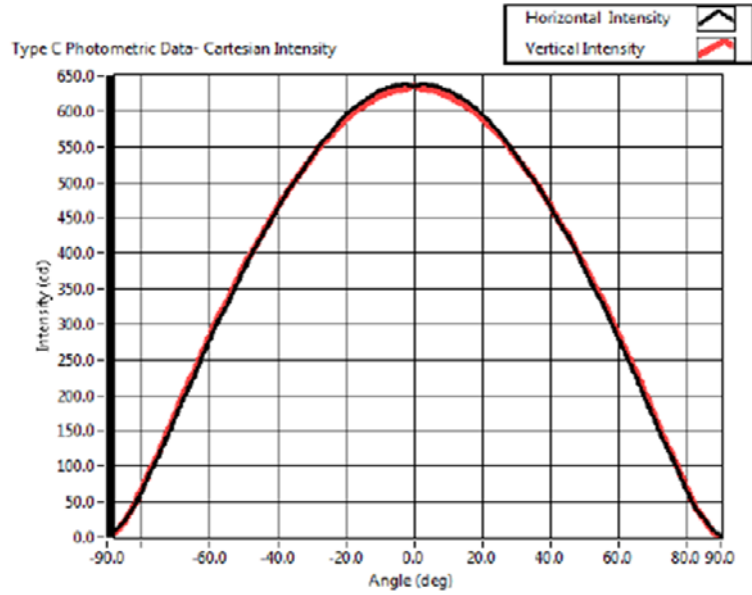


MAX CONE AND PLANE





CARTESIAN INTENSITY



CONE DIAGRAM

Illuminance at a Distance

Mounting Height (m)	Beam Cone Width (m)	Orthogonal Beam Cone Width (m)	Projected Illuminance (lx)
0.5	1.49	1.52	2541.7
1	2.98	3.04	635.4
2	5.96	6.07	158.9
3	8.93	9.11	70.6
4	11.91	12.15	39.7
5	14.89	15.18	25.4
6	17.87	18.22	17.7
8	23.82	24.29	9.9
10	29.78	30.37	6.4
20	59.55	60.73	1.6

Target % of Peak Intensity	Beam Angle to % Intensity Value (degrees)	Beam Angle to % Intensity Value (degrees) [-]
50.00	112.22	113.26



ALLOWED VARIANTS

Product listed below are considered allowed variants since their different construction does not affect lighting performance.

Model Name	Ratings	Notes
TALO LED 90 SUSPENDED	120 V - 60 Hz - 40 W	Suspended luminaire