

Luminaire

Code 0352038A
Name ORSA 35 S NERO USA

Measurem.

Code FTS1700550
Name ORSA 35 S NERO USA

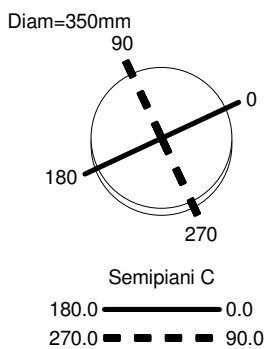
Luminaire Flux	1860.63 lm	Luminaire Power	22.00 W	Efficacy	84.57 lm/W	Efficiency	100.00%
Lamps Flux	1860.63 lm	Maximum value	223.98 cd/klm	Position	C=0.00 G=0.00	CG	Double Symmetrical
Round Luminaire Round Luminous Area	Diam. 350 mm Diam. 350 mm	Height	150 mm	Height	150 mm		
Horizontal Luminous Area Emitting area on Plane 0° Emitting area on Plane 90°	0.096211 m2 0.052500 m2 0.052500 m2	Emitting area on Plane 180° Emitting area on Plane 270° Glare area at 76°				0.052500 m2 0.052500 m2 0.074216 m2	
Coordinate system	CG	Symmetry Type				Double Symmetrical	
Date	19-06-2017	Maximum Gamma Angle				180	
Measurement Distance	0.00	Measurement Flux				1860.63 lm	

LED Flux=2076,6lm LED Power=17,4W Eff=90% EfcLed=119lm/W EfcLum=85lm/W Ra=90 SDCM=2 L90(6K)=50000h

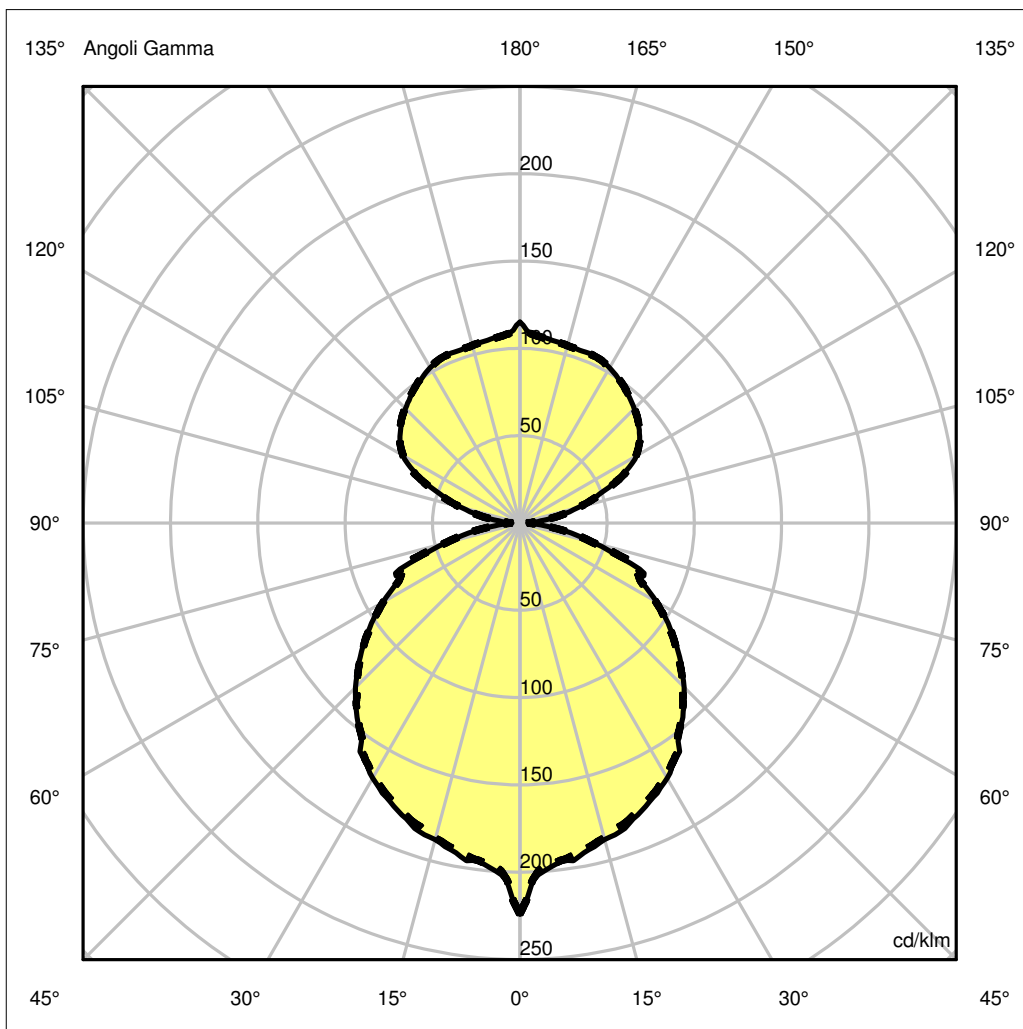
C.I.E. 45 76 95 59 100
F UTE 0.59 E + 0.41 T

D DIN 5040
B NBN

C31
BZ 5



ULOR 41.44 %
DLOR 58.56 %
RN 41.44 %



Luminaire

Code 0352038A
Name ORSA 35 S NERO USA

Measurerm.

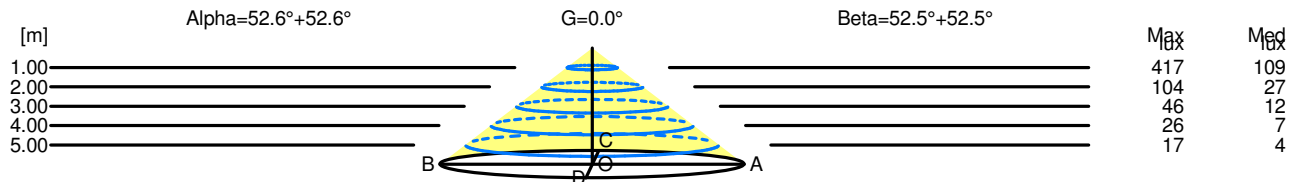
Code FTS1700550
Name ORSA 35 S NERO USA

Luminaire Flux	1860.63 lm	Luminaire Power	22.00 W	Efficacy	84.57 lm/W	Efficiency	100.00%
Lamps Flux	1860.63 lm	Maximum value	223.98 cd/klm	Position	C=0.00 G=0.00	CG	Double Symmetrical
Round Luminaire		Diam.	350 mm	Height	150 mm		
Round Luminous Area		Diam.	350 mm	Height	150 mm		
Horizontal Luminous Area	0.096211 m2			Emitting area on Plane 180°		0.052500 m2	
Emitting area on Plane 0°	0.052500 m2			Emitting area on Plane 270°		0.052500 m2	
Emitting area on Plane 90°	0.052500 m2			Glare area at 76°		0.074216 m2	
Coordinate system	CG			Symmetry Type		Double Symmetrical	
Date	19-06-2017			Maximum Gamma Angle		180	
Measurement Distance	0.00			Measurement Flux		1860.63 lm	
LED Flux=2076,6lm LED Power=17,4W Eff=90% EfcLed=119lm/W EfcLum=85lm/W Ra=90 SDCM=2 L90(6K)=50000h							
C.I.E.	45 76 95 59 100			D DIN 5040		C31	
F UTE	0.59 E + 0.41 T			B NBN		BZ 5	

Width at 50.00 % of Max Intensity

H[m]	1.00	2.00	3.00	4.00	5.00	H[m]	1.00	2.00	3.00	4.00	5.00
OA	1.31	2.62	3.93	5.24	6.54	OC	1.30	2.60	3.90	5.20	6.50
OB	1.31	2.62	3.93	5.24	6.54	OD	1.30	2.60	3.90	5.20	6.50

	Luminous Intensities [cd/klm]									
	0	5	15	25	35	45	55	65	75	85
OA	416.75	368.38	348.95	327.47	297.15	247.64	195.57	140.41	82.69	22.70
OB	416.75	368.38	348.95	327.47	297.15	247.64	195.57	140.41	82.69	22.70
OC	416.75	364.96	347.28	325.11	297.13	245.94	194.48	140.61	82.04	22.85
OD	416.75	364.96	347.28	325.11	297.13	245.94	194.48	140.61	82.04	22.85



H[m]	D[m]	Max lux	Med lux	Alpha=52.6°+52.6°	G=0.0
1.00	2.62	417	109		
2.00	5.24	104	27		
3.00	7.85	46	12		
4.00	10.47	26	7		
5.00	13.09	17	4		

H[m]	D[m]	Max lux	Med lux	Beta=52.5°+52.5°	G=0.0
1.00	2.60	417	109		
2.00	5.20	104	27		
3.00	7.81	46	12		
4.00	10.41	26	7		
5.00	13.01	17	4		