

## Luminaire

Code A246408  
Name NUR GLOSS MINI SUSP LED 28W 30K DIM 2-WIRE WHITE UNV UL

## Measurem.

Code FTS1700355-A  
Name NUR GLOSS MINI SUSP LED 28W 30K DIM 2-WIRE WHITE UNV UL

Luminaire Flux	1529.00 lm	Luminaire Power	28.00 W	Efficacy	54.61 lm/W	Efficiency	100.00%
Sources Flux	1529.00 lm	Maximum value	351.59 cd/klm	Position	C=0.00 G=0.00	CG	Rotosymmetrical
Round Luminaire		Diam.	365 mm	Height	270 mm		
Round Luminous Area		Diam.	352 mm	Height	0 mm		
Horizontal Luminous Area			0.097314 m <sup>2</sup>	Emitting area on Plane 180°			0.000000 m <sup>2</sup>
Emitting area on Plane 0°			0.000000 m <sup>2</sup>	Emitting area on Plane 270°			0.000000 m <sup>2</sup>
Emitting area on Plane 90°			0.000000 m <sup>2</sup>	Glare area at 76°			0.023542 m <sup>2</sup>
Coordinate system		CG		Symmetry Type			Rotosymmetrical
Date		08-05-2024		Maximum Gamma Angle			180
Measurement Distance		0.00		Measurement Flux			1529.00 lm

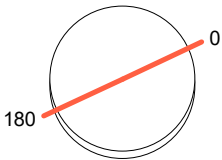
LED Flux=2673lm LED Power=23W Eff=57% EfcLed=116lm/W EfcLum=55lm/W Ra=90 SDCM=2 L70(6K)=36300h

C.I.E. 50 84 98 99 100  
F UTE 0.99 D + 0.01 T

D DIN 5040  
B NBN

A31  
BZ 4

Diam=365mm



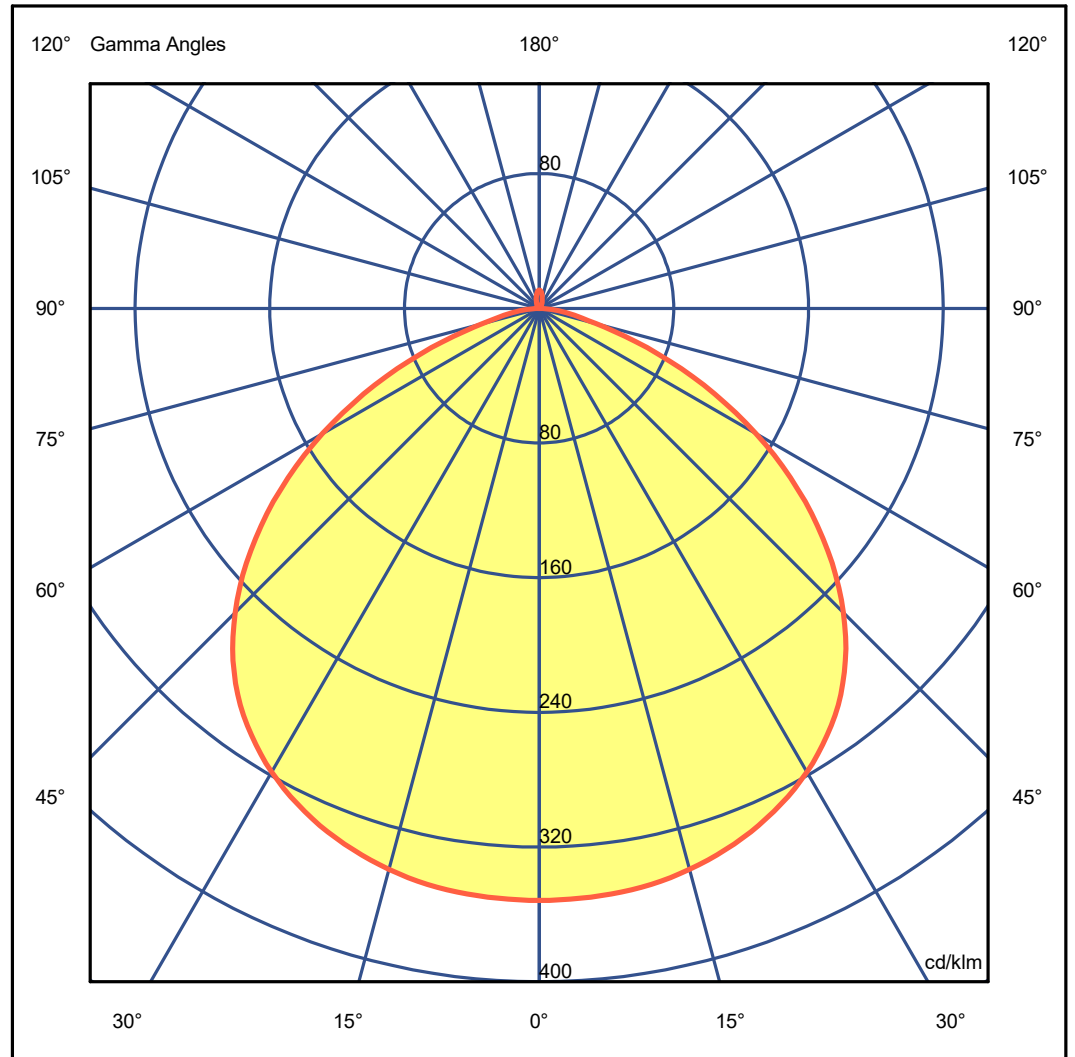
C Halfplanes

180.0 — 0.0

ULOR 0.87 %

DLOR 99.13 %

RN 0.87 %



## Luminaire

Code USC-A246408  
 Name NUR GLOSS MINI SUSP LED 28W 30K DIM 2-WIRE WHITE UNV UL

## Measurem.

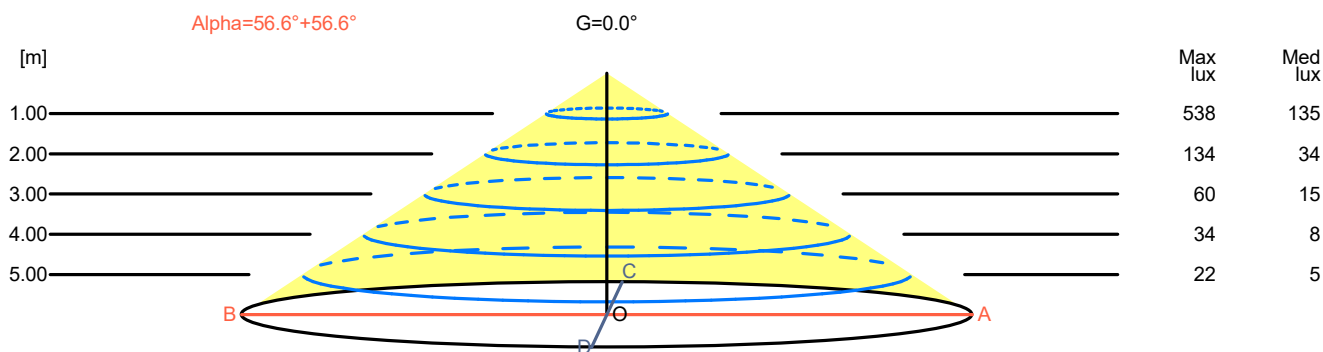
Code FTS1700355-A  
 Name NUR GLOSS MINI SUSP LED 28W 30K DIM 2-WIRE WHITE UNV UL

Luminaire Flux	1529.00 lm	Luminaire Power	28.00 W	Efficacy	54.61 lm/W	Efficiency	100.00%
Sources Flux	1529.00 lm	Maximum value	351.59 cd/klm	Position	C=0.00 G=0.00	CG	Rotosymmetrical

### Width at 50.00 % of Max Intensity

H[m]	1.00	2.00	3.00	4.00	5.00	H[m]	1.00	2.00	3.00	4.00	5.00
OA	1.51	3.03	4.54	6.06	7.57	OC	1.51	3.03	4.54	6.06	7.57
OB	1.51	3.03	4.54	6.06	7.57	OD	1.51	3.03	4.54	6.06	7.57

	Luminous Intensities [ cd/klm ]									
	0	5	15	25	35	45	55	65	75	85
OA	537.58	536.59	527.40	504.10	462.39	390.62	286.89	164.90	53.16	11.48
OB	537.58	536.59	527.40	504.10	462.39	390.62	286.89	164.90	53.16	11.48
OC	537.58	536.59	527.40	504.10	462.39	390.62	286.89	164.90	53.16	11.48
OD	537.58	536.59	527.40	504.10	462.39	390.62	286.89	164.90	53.16	11.48



H[m]	D[m]	Max lux	Med lux	Alpha=56.6°+56.6°	G=0.0
1.00	3.03	538	135		
2.00	6.06	134	34		
3.00	9.08	60	15		
4.00	12.11	34	8		
5.00	15.14	22	5		