

Luminaire

Code A243418
 Name NUR GLOSS SUSP LED 43W 30K DIM 0-10V BLACK UNV UL

Measurement

Code FTS1700361-A
 Name NUR GLOSS SUSP LED 43W 30K DIM 0-10V BLACK UNV UL

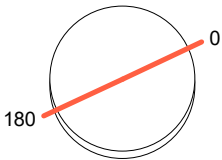
Luminaire Flux	2109.00 lm	Luminaire Power	43.00 W	Efficacy	49.05 lm/W	Efficiency	100.00%
Sources Flux	2109.00 lm	Maximum value	394.67 cd/klm	Position	C=0.00 G=8.00	CG	Rotosymmetrical
Round Luminaire		Diam.	550 mm	Height	400 mm		
Round Luminous Area		Diam.	550 mm	Height	0 mm		
Horizontal Luminous Area			0.237583 m2	Emitting area on Plane 180°			0.000000 m2
Emitting area on Plane 0°			0.000000 m2	Emitting area on Plane 270°			0.000000 m2
Emitting area on Plane 90°			0.000000 m2	Glare area at 76°			0.057477 m2
Coordinate system		CG		Symmetry Type			Rotosymmetrical
Date		08-05-2024		Maximum Gamma Angle			180
Measurement Distance		0.00		Measurement Flux			2109.00 lm

LED Flux=4040lm LED Power=37W Eff=52% EfcLed=109lm/W EfcLum=49lm/W Ra=90 SDCM=2 L70(6K)=36300h

C.I.E. 58 91 99 100 100
 F UTE 1.00 C

D DIN 5040 A40
 B NBN BZ 3

Diam=550mm



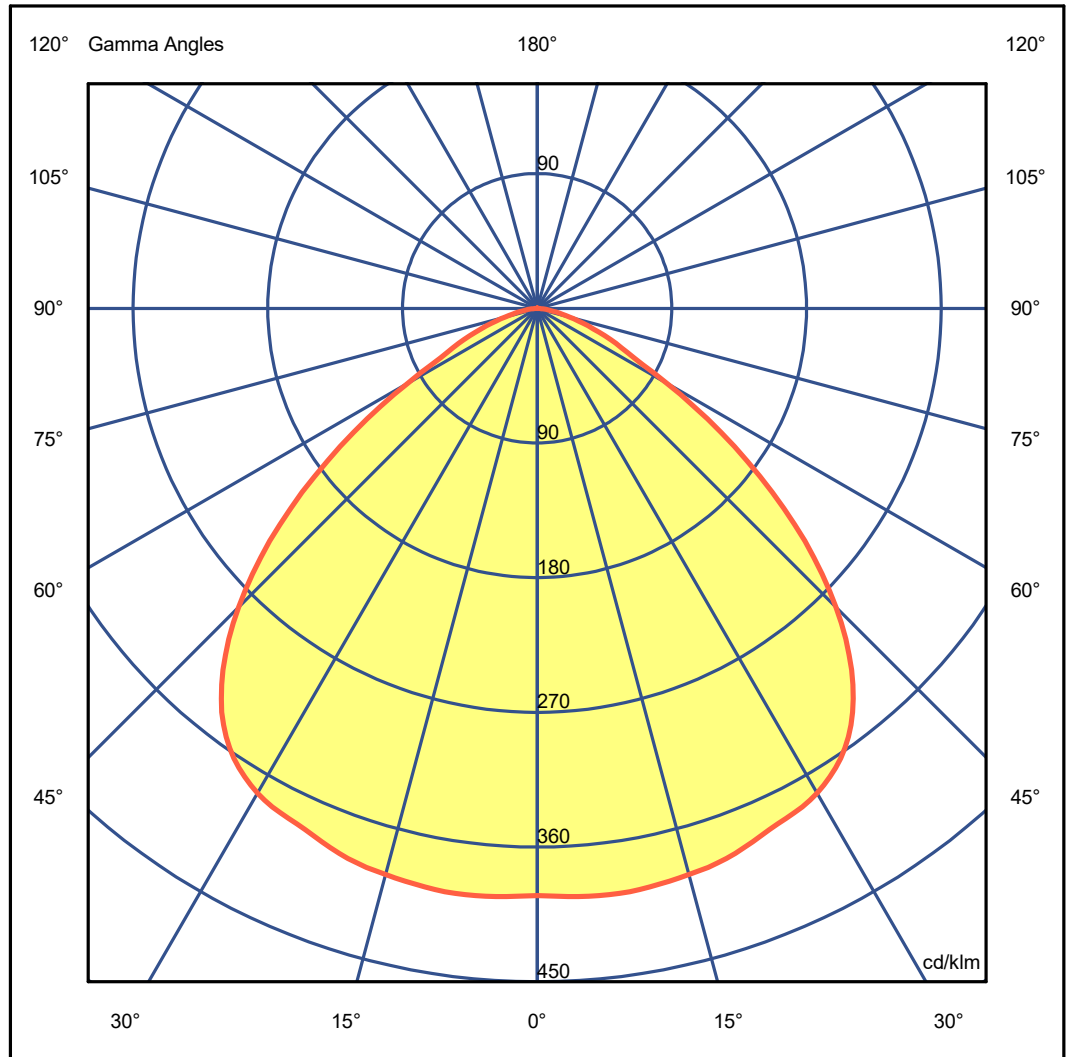
C Halfplanes

180.0 — 0.0

ULOR 0.02 %

DLOR 99.98 %

RN 0.02 %



Luminaire

Code USC-A243418
 Name NUR GLOSS SUSP LED 43W 30K DIM 0-10V BLACK UNV UL

Measurment.

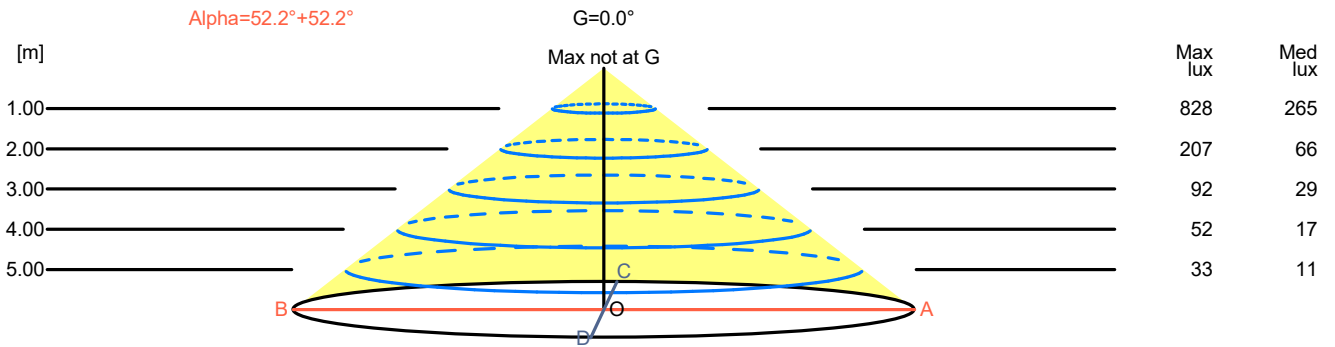
Code FTS1700361-A
 Name NUR GLOSS SUSP LED 43W 30K DIM 0-10V BLACK UNV UL

Luminaire Flux	2109.00 lm	Luminaire Power	43.00 W	Efficacy	49.05 lm/W	Efficiency	100.00%
Sources Flux	2109.00 lm	Maximum value	394.67 cd/klm	Position	C=0.00 G=8.00	CG	Rotosymmetrical

Width at 50.00 % of Max Intensity

H[m]	1.00	2.00	3.00	4.00	5.00	H[m]	1.00	2.00	3.00	4.00	5.00
OA	1.29	2.57	3.86	5.15	6.44	OC	1.29	2.57	3.86	5.15	6.44
OB	1.29	2.57	3.86	5.15	6.44	OD	1.29	2.57	3.86	5.15	6.44

	Luminous Intensities [cd/klm]									
	0	5	15	25	35	45	55	65	75	85
OA	827.40	831.43	825.97	801.70	756.10	595.34	339.00	131.15	47.15	7.93
OB	827.40	831.43	825.97	801.70	756.10	595.34	339.00	131.15	47.15	7.93
OC	827.40	831.43	825.97	801.70	756.10	595.34	339.00	131.15	47.15	7.93
OD	827.40	831.43	825.97	801.70	756.10	595.34	339.00	131.15	47.15	7.93



H[m]	D[m]	Max lux	Med lux	Alpha=52.2°+52.2°	G=0.0 Max not at G
1.00	2.57	828	265		
2.00	5.15	207	66		
3.00	7.72	92	29		
4.00	10.30	52	17		
5.00	12.87	33	11		