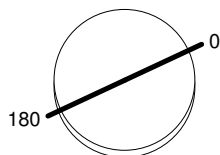


Luminaire

Code 1253W18ADIMTV
 Name PIRCE CEIL LED 28W 27K DIM 0-10V
Measurement
 Code FTS1701100
 Name Pirce soffitto LED BIANCO 2700K - USA

Luminaire Flux	2346.11 lm	Luminaire Power	28.00 W	Efficacy	83.79 lm/W	Efficiency	100.00%
Lamps Flux	2346.11 lm	Maximum value	429.61 cd/klm	Position	C=0.00 G=177.00	CG	Rotosymmetrical
Round Luminaire Round Luminous Area	Diam. 960 mm Diam. 20 mm	Height	280 mm	Height	0 mm		
Horizontal Luminous Area Emitting area on Plane 0° Emitting area on Plane 90°	0.000314 m2 0.000000 m2 0.000000 m2	Emitting area on Plane 180° Emitting area on Plane 270° Glare area at 76°	0.000000 m2 0.000000 m2 0.000076 m2				
Coordinate system Date Measurement Distance	CG 07-10-2015 0.00	Symmetry Type Maximum Gamma Angle Measurement Flux	Rotosymmetrical 180 2346.11 lm				
LED Flux=2849,3lm LED Power=24W Eff=82% EfcLed=119lm/W EfcLum=84lm/W Ra=90 SDCM=2 L70(6K)=50000h							
C.I.E. F UTE	32 55 81 7 100 0.07 H + 0.93 T	D DIN 5040 B NBN	-- BZ 6 / 1 / BZ 7				

Diam=960mm



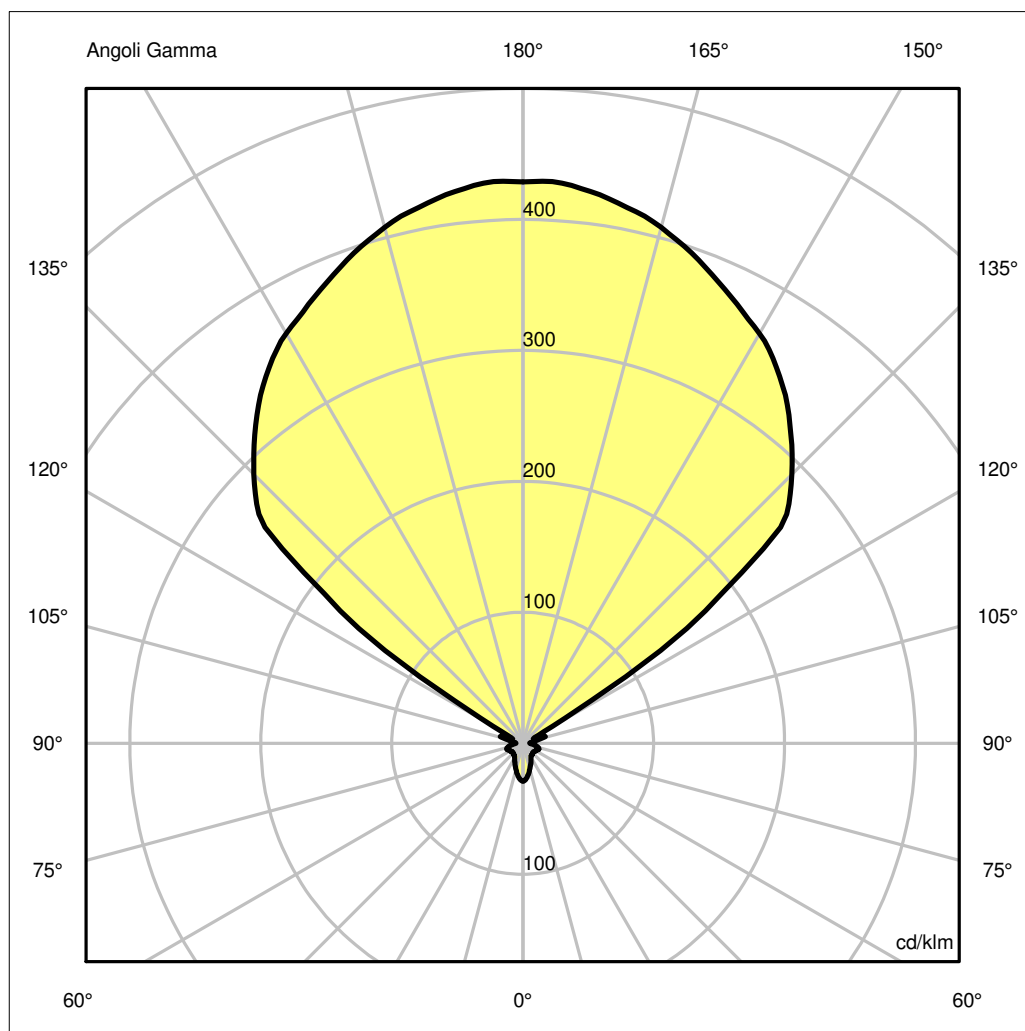
Semipiani C

180.0 ——— 0.0

ULOR 92.70 %

DLOR 7.30 %

RN 92.70 %



Luminaire

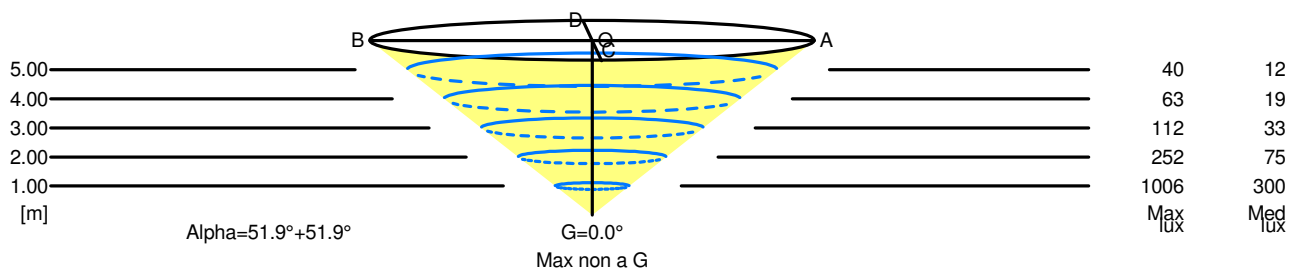
Code 1253W18ADIMTV
 Name PIRCE CEIL LED 28W 27K DIM 0-10V
Measurement
 Code FTS1701100
 Name Pirce soffitto LED BIANCO 2700K - USA

Luminaire Flux	2346.11 lm	Luminaire Power	28.00 W	Efficacy	83.79 lm/W	Efficiency	100.00%
Lamps Flux	2346.11 lm	Maximum value	429.61 cd/klm	Position	C=0.00 G=177.00	CG	Rotosymmetrical
Round Luminaire		Diam.	960 mm	Height	280 mm		
Round Luminous Area		Diam.	20 mm	Height	0 mm		
Horizontal Luminous Area	0.000314 m2			Emitting area on Plane 180°	0.000000 m2		
Emitting area on Plane 0°	0.000000 m2			Emitting area on Plane 270°	0.000000 m2		
Emitting area on Plane 90°	0.000000 m2			Glare area at 76°	0.000076 m2		
Coordinate system	CG			Symmetry Type	Rotosymmetrical		
Date	07-10-2015			Maximum Gamma Angle	180		
Measurement Distance	0.00			Measurement Flux	2346.11 lm		
LED Flux=2849,3lm LED Power=24W Eff=82% EfcLed=119lm/W EfcLum=84lm/W Ra=90 SDCM=2 L70(6K)=50000h							
C.I.E.	32 55 81 7 100			D DIN 5040	--		
F UTE	0.07 H + 0.93 T			B NBN	BZ 6 / 1 / BZ 7		

Width at 50.00 % of Max Intensity

H[m]	1.00	2.00	3.00	4.00	5.00	H[m]	1.00	2.00	3.00	4.00	5.00
OA	1.27	2.55	3.82	5.10	6.37	OC	1.27	2.55	3.82	5.10	6.37
OB	1.27	2.55	3.82	5.10	6.37	OD	1.27	2.55	3.82	5.10	6.37

	Luminous Intensities [cd/klm]									
	0	5	15	25	35	45	55	65	75	85
OA	1006.06	1003.24	957.17	883.05	802.53	681.38	358.76	22.00	35.53	14.22
OB	1006.06	1003.24	957.17	883.05	802.53	681.38	358.76	22.00	35.53	14.22
OC	1006.06	1003.24	957.17	883.05	802.53	681.38	358.76	22.00	35.53	14.22
OD	1006.06	1003.24	957.17	883.05	802.53	681.38	358.76	22.00	35.53	14.22



5.00	12.75	40	12	
4.00	10.20	63	19	
3.00	7.65	112	33	
2.00	5.10	252	75	
1.00	2.55	1006	300	
H[m]	D[m]	Max lux	Med lux	Alpha=51.9°+51.9° Max non a G G=0.0