

## Luminaire

Code A246668  
Name NUR GLOSS MINI CEIL LED 28W 30K DIM 2-WIRE ORANGE UNV UL

## Measurement

Code FTS1700373-A  
Name NUR GLOSS MINI CEIL LED 28W 30K DIM 2-WIRE ORANGE UNV UL

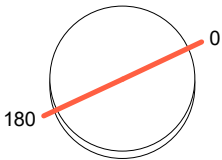
Luminaire Flux	1250.00 lm	Luminaire Power	28.00 W	Efficacy	44.64 lm/W	Efficiency	100.00%
Sources Flux	1250.00 lm	Maximum value	391.61 cd/klm	Position	C=0.00 G=0.00	CG	Rotosymmetrical
Round Luminaire		Diam.	365 mm	Height	283 mm		
Round Luminous Area		Diam.	350 mm	Height	0 mm		
Horizontal Luminous Area			0.096211 m2	Emitting area on Plane 180°			0.000000 m2
Emitting area on Plane 0°			0.000000 m2	Emitting area on Plane 270°			0.000000 m2
Emitting area on Plane 90°			0.000000 m2	Glare area at 76°			0.023276 m2
Coordinate system		CG		Symmetry Type			Rotosymmetrical
Date		08-05-2024		Maximum Gamma Angle			180
Measurement Distance		0.00		Measurement Flux			1250.00 lm

LED Flux=2673lm LED Power=23W Eff=47% EfcLed=116lm/W EfcLum=45lm/W Ra=90 SDCM=2 L70(6K)=36300h

C.I.E. 51 82 96 100 100  
F UTE 1.00 D

D DIN 5040 A40  
B NBN BZ 4

Diam=365mm



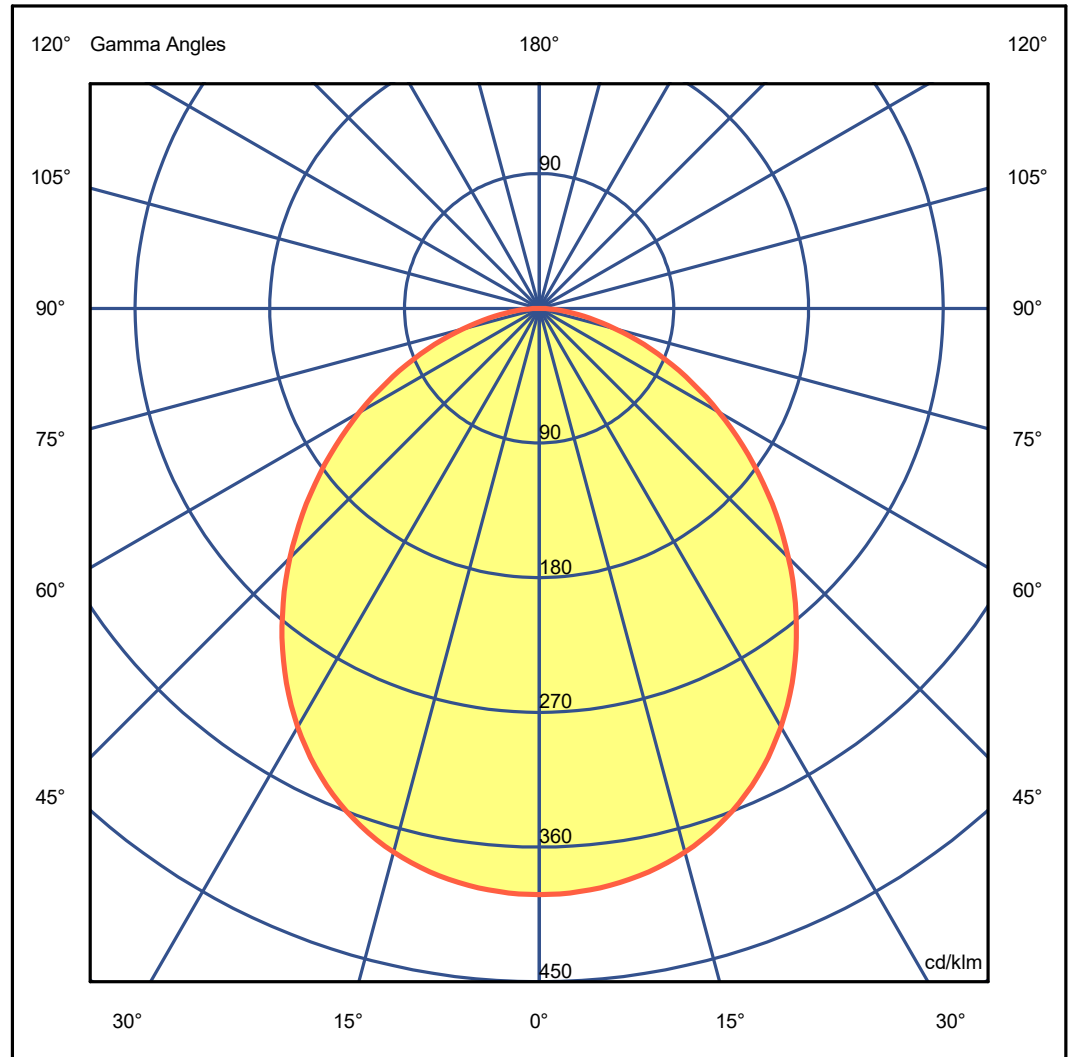
C Halfplanes

180.0 — 0.0

ULOR 0.02 %

DLOR 99.98 %

RN 0.02 %



**Luminaire**

Code USC-A246668  
 Name NUR GLOSS MINI CEIL LED 28W 30K DIM 2-WIRE ORANGE UNV UL

**Measurment.**

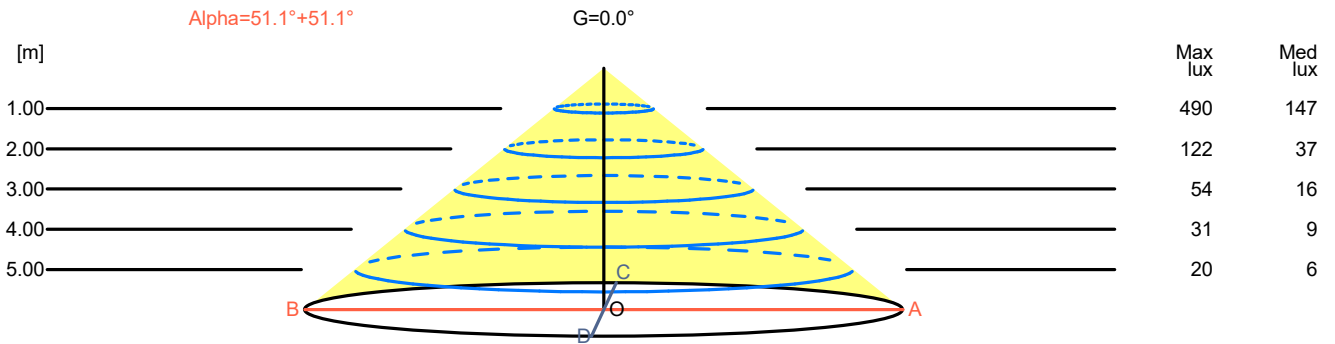
Code FTS1700373-A  
 Name NUR GLOSS MINI CEIL LED 28W 30K DIM 2-WIRE ORANGE UNV UL


Luminaire Flux	1250.00 lm	Luminaire Power	28.00 W	Efficacy	44.64 lm/W	Efficiency	100.00%
Sources Flux	1250.00 lm	Maximum value	391.61 cd/klm	Position	C=0.00 G=0.00	CG	Rotosymmetrical

Width at 50.00 % of Max Intensity

H[m]	1.00	2.00	3.00	4.00	5.00	H[m]	1.00	2.00	3.00	4.00	5.00
OA	1.24	2.48	3.72	4.96	6.20	OC	1.24	2.48	3.72	4.96	6.20
OB	1.24	2.48	3.72	4.96	6.20	OD	1.24	2.48	3.72	4.96	6.20

	Luminous Intensities [ cd/klm]									
	0	5	15	25	35	45	55	65	75	85
OA	489.51	487.51	470.08	431.49	370.61	294.38	213.12	135.20	66.03	16.50
OB	489.51	487.51	470.08	431.49	370.61	294.38	213.12	135.20	66.03	16.50
OC	489.51	487.51	470.08	431.49	370.61	294.38	213.12	135.20	66.03	16.50
OD	489.51	487.51	470.08	431.49	370.61	294.38	213.12	135.20	66.03	16.50



H[m]	D[m]	Max lux	Med lux	Alpha=51.1°+51.1°	G=0.0	
1.00	2.48	490	147			
2.00	4.96	122	37			
3.00	7.43	54	16			
4.00	9.91	31	9			
5.00	12.39	20	6			