

Luminaire

Code A243698
 Name NUR GLOSS CEIL LED 43W 30K DIM 0-10V GREY UNV UL

Measurement

Code FTS1700363-A
 Name NUR GLOSS CEIL LED 43W 30K DIM 0-10V GREY UNV UL

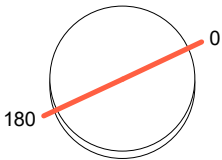
Luminaire Flux	2574.00 lm	Luminaire Power	43.00 W	Efficacy	59.86 lm/W	Efficiency	100.00%
Sources Flux	2574.00 lm	Maximum value	401.13 cd/klm	Position	C=0.00 G=0.00	CG	Rotosymmetrical
Round Luminaire		Diam.	550 mm	Height	443 mm		
Round Luminous Area		Diam.	530 mm	Height	0 mm		
Horizontal Luminous Area			0.220618 m ²	Emitting area on Plane 180°			0.000000 m ²
Emitting area on Plane 0°			0.000000 m ²	Emitting area on Plane 270°			0.000000 m ²
Emitting area on Plane 90°			0.000000 m ²	Glare area at 76°			0.053372 m ²
Coordinate system		CG		Symmetry Type			Rotosymmetrical
Date		08-05-2024		Maximum Gamma Angle			180
Measurement Distance		0.00		Measurement Flux			2574.00 lm

LED Flux=4040lm LED Power=37W Eff=64% EfcLed=109lm/W EfcLum=60lm/W Ra=90 SDCM=2 L70(6K)=36300h

C.I.E. 51 82 97 99 100
 F UTE 0.99 D + 0.01 T

D DIN 5040 A41
 B NBN BZ 4

Diam=550mm



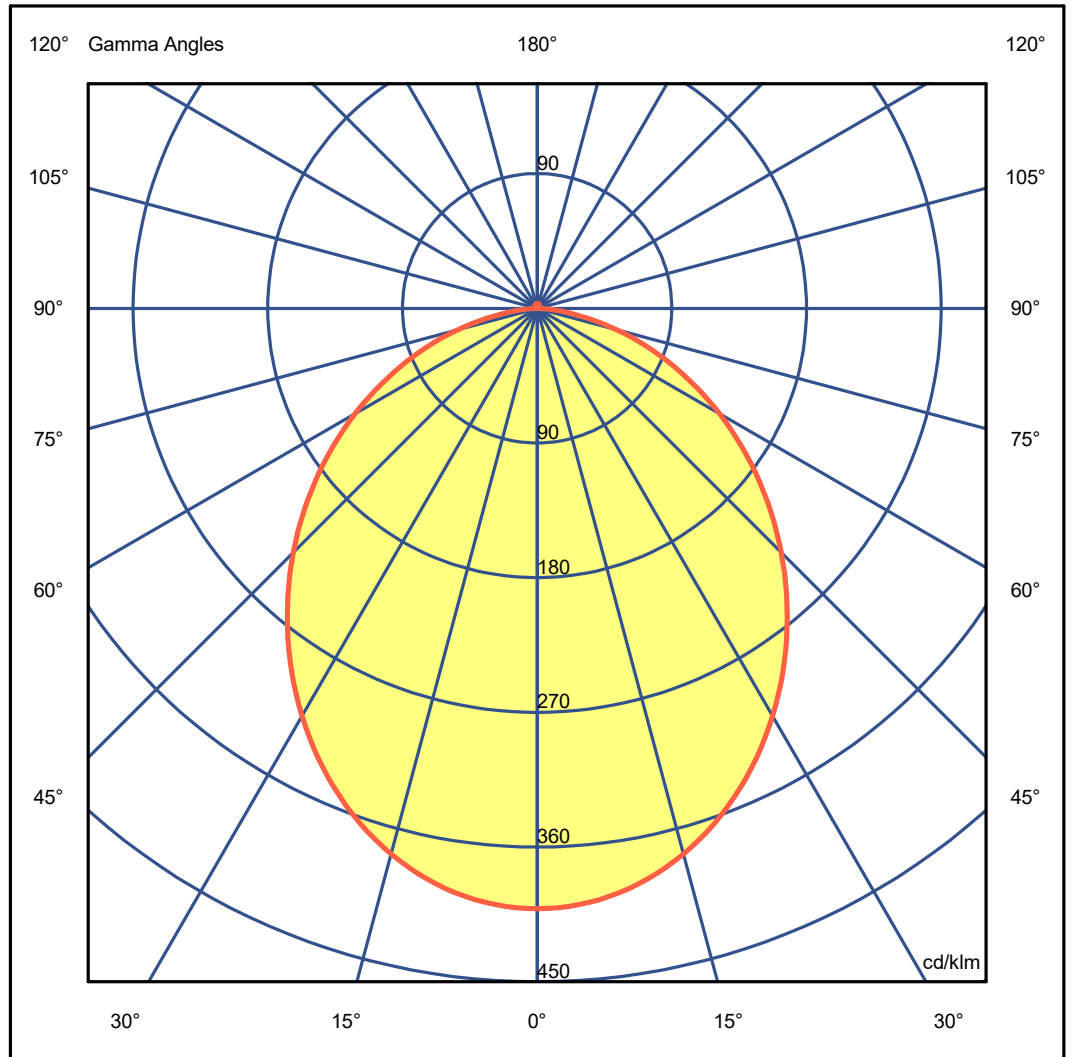
C Halfplanes

180.0 — 0.0

ULOR 0.94 %

DLOR 99.06 %

RN 0.94 %



Luminaire

Code USC-A243698
 Name NUR GLOSS CEIL LED 43W 30K DIM 0-10V GREY UNV UL

Measurem.

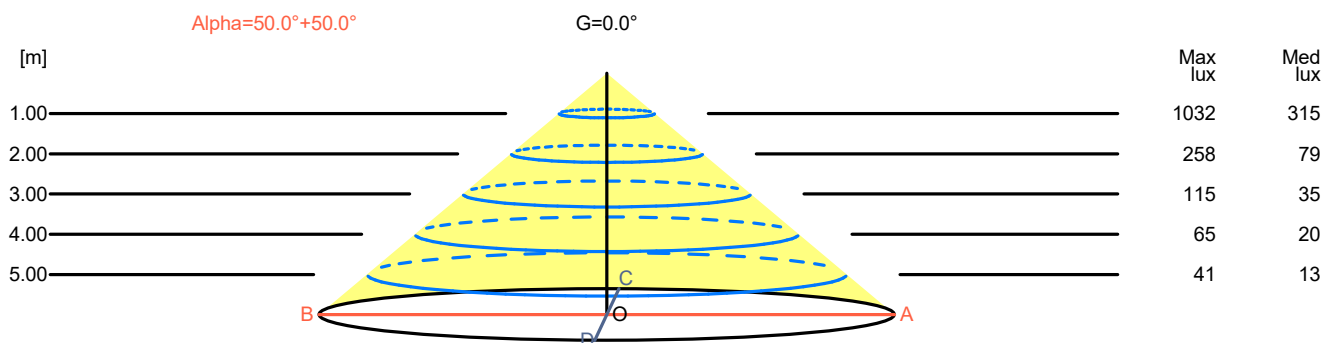
Code FTS1700363-A
 Name NUR GLOSS CEIL LED 43W 30K DIM 0-10V GREY UNV UL

Luminaire Flux	2574.00 lm	Luminaire Power	43.00 W	Efficacy	59.86 lm/W	Efficiency	100.00%
Sources Flux	2574.00 lm	Maximum value	401.13 cd/klm	Position	C=0.00 G=0.00	CG	Rotosymmetrical

Width at 50.00 % of Max Intensity

H[m]	1.00	2.00	3.00	4.00	5.00	H[m]	1.00	2.00	3.00	4.00	5.00
OA	1.19	2.38	3.58	4.77	5.96	OC	1.19	2.38	3.58	4.77	5.96
OB	1.19	2.38	3.58	4.77	5.96	OD	1.19	2.38	3.58	4.77	5.96

	Luminous Intensities [cd/klm]									
	0	5	15	25	35	45	55	65	75	85
OA	1032.50	1025.45	971.51	871.93	741.04	593.00	438.90	285.15	140.87	26.79
OB	1032.50	1025.45	971.51	871.93	741.04	593.00	438.90	285.15	140.87	26.79
OC	1032.50	1025.45	971.51	871.93	741.04	593.00	438.90	285.15	140.87	26.79
OD	1032.50	1025.45	971.51	871.93	741.04	593.00	438.90	285.15	140.87	26.79



H[m]	D[m]	Max lux	Med lux	Alpha=50.0°+50.0°	G=0.0
1.00	2.38	1032	315		
2.00	4.77	258	79		
3.00	7.15	115	35		
4.00	9.54	65	20		
5.00	11.92	41	13		