



PHOTOMETRIC TEST REPORT

Customer Company & Address

Artemide SPA
Via Bergamo 18, 20010 - Pregnana Milanese (MI) - Italy

Manufacturer: Artemide SPA
Model Number: LED NET 66 PLAFONE
Product Type: Indoor LED Luminaire
Product Description: LED luminaire for ceiling mounting. The luminaire is provided with 9 LEDs each one equipped with lens. The electronic control gear is integrated in the luminaire.

LED Model: Cree XB-D
Power Supply Model: Lightech 36 CC 700 PU

Electrical Ratings:
Input Voltage (V): 120
Input Current (A): -
Input Power (W) 21
Input Frequency (Hz): 60

Photometric Measurement: Absolute
Reference Standard: IES LM-79-08
Sample number: 1853683
Total report pages: 9

This report shall not be reproduced except in full without the written approval of the Laboratory. The results in this report apply to the test sample(s) mentioned above at the time of the testing period only and are not to be used to indicate applicability to other similar products. This report does not imply that the products(s) has met the criteria for certification.

Prepared By
Giovanni Di Martino

Name & Signatory

Approved By
Walter Parmiani

Name & Signatory



TEST RESULTS SUMMARY

Test Method: Integrating Sphere
Photometric Measurement: Absolute
Test Date: 2014/4/14

Environmental Conditions:

		Unit
Ambient Temperature:	24,2	°C
Relative Humidity:	42,6	%

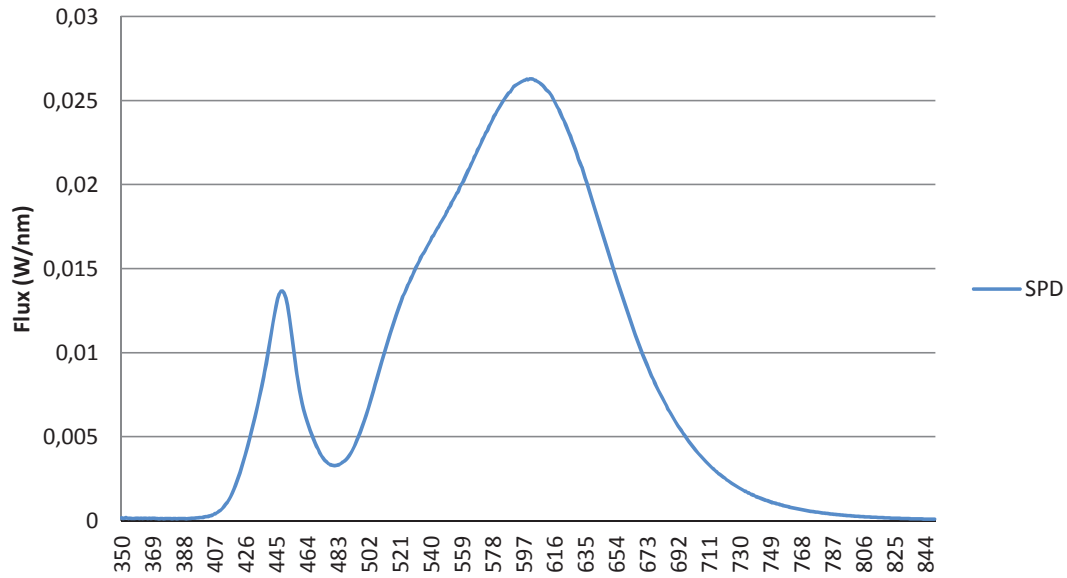
Electrical Conditions:

		Unit
Input Voltage:	120	V
Input Current:	0,183	A
Input Power:	21,78	W
Input Frequency:	60	Hz
THD V:	0,24	%
Power Factor:	0,99	

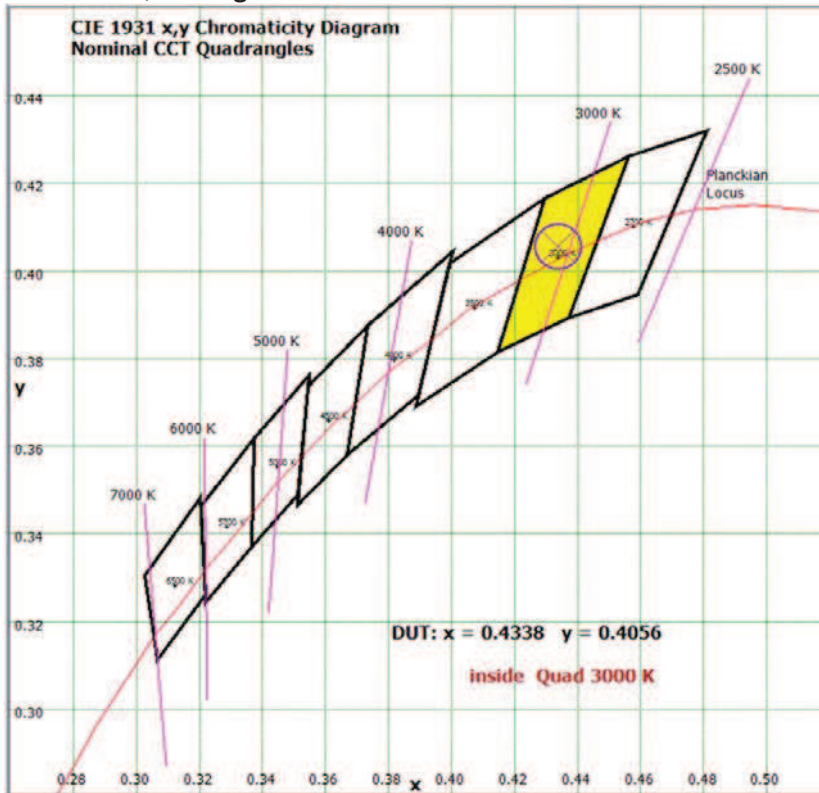
Photometric results:

		Unit
Chrom x	0,4338	
Chrom y	0,4056	
Chrom u	0,2479	
Chrom v	0,3477	
Duv	0,0010	
Chrom u'	0,2479	
Chrom v'	0,5215	
Peak	601,8	nm
Dominant	582,2	nm
CCT	3063	K
CRI	77,75	
R9	-1,2	
Pre-burning time:	1,00	hrs
Stabilization time:	0,5	min
Test configuration:	4pi	

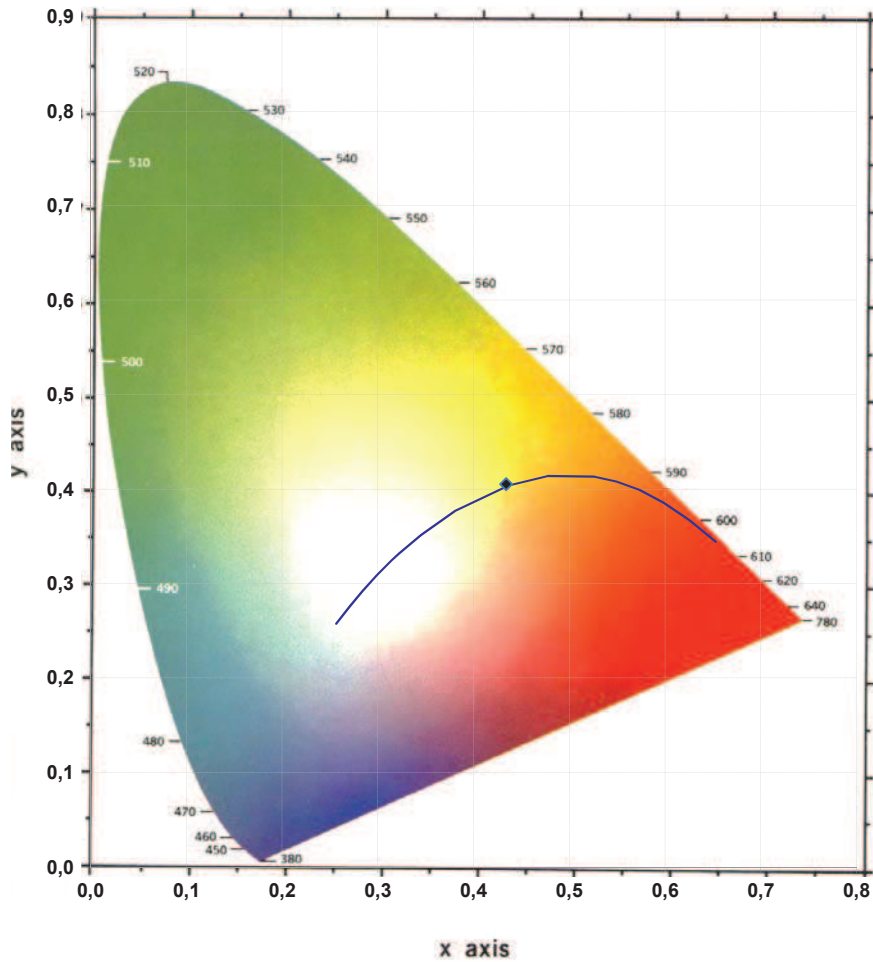
Spectral Power Distribution



ANSI CCT Quadrangles



Chromaticity Diagram CIE 1931



TEST RESULTS SUMMARY

Test Method: Goniophotometer
Photometric Measurement: Absolute
Test Date: 2014/4/16

Environmental Conditions:

		Unit
Ambient Temperature:	25	°C
Relative Humidity:	27,9	%

Electrical Conditions:

		Unit
Input Voltage:	119,93	V
Input Current:	0,183	A
Input Power:	21,83	W
Input Frequency:	60	Hz
THD V:	0,1	%


Photometric results:

		Unit
Total Luminous Flux:	1275,7	Lm
System Efficacy:	58,57	Lm/W
Pre-burning time:	0,50	hrs
Stabilization time:	30	min
Test distance:	8,62	m

Dimensions:

	L	W	H	Unit
Sample:	700	300	30	mm
Luminous Area:	700	300	15	mm

Picture of the tested sample:



TEST EQUIPMENT

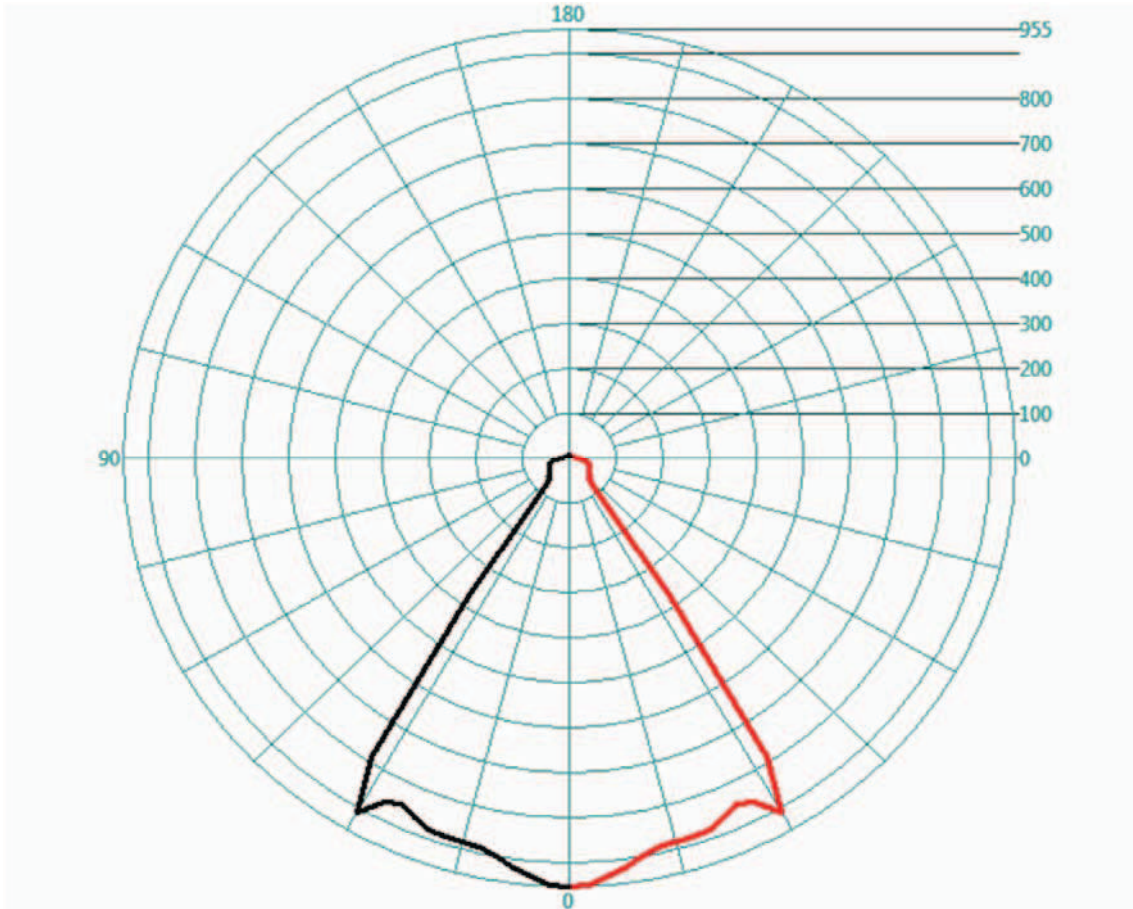
Local ID	Description	Model	Last Cal	Next Cal
BURVS0074	Goniophotometer system	LSI 6440T	2014/4/15	By evidence
BURVS0077	Digital power meter	Yokogawa WT210	2013/7/16	2014/7/28
BURVS0079	OMEGA MDSi8	OMEGA MDSi8	2014/8/28	2014/8/28
AT529	Ambient temp recorder	OMEGA Iserver	2014/4/7	2015/4/28
BURVS0078	AC PSU	ELGAR CW 1251	Reference	Reference
BURVS0043	Integrating sphere	Labsphere CSTM-LMS	2014/4/7	By evidence
BURVS0048	Spectroradiometer	Labsphere CDS-1100	2014/4/7	By evidence
BURVS0052	AC PSU	Chroma 61603	Reference	Reference
BURVS0049	Digital power meter	Yokogawa WT210	2013/7/23	2014/7/28
BURVS0044	Thermometer	OMEGA MDSi8	2013/8/19	2014/8/28
BURVS0060	Standard lamp	Eye Lighting SCL1400	2012/4/11	2015/4/11
AT525	Ambient temp recorder	OMEGA Iserver	2014/4/7	2015/4/28

Notes

The results of this test extends to the suspended and to the 230 V version of this product.



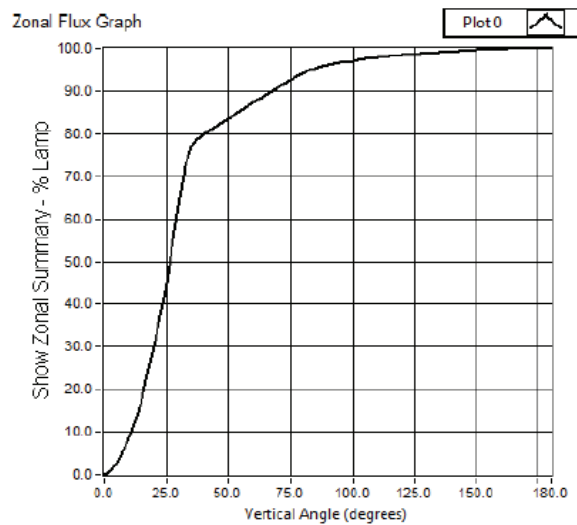
POLAR PLOT (cd)





ZONAL LUMEN SUMMARY

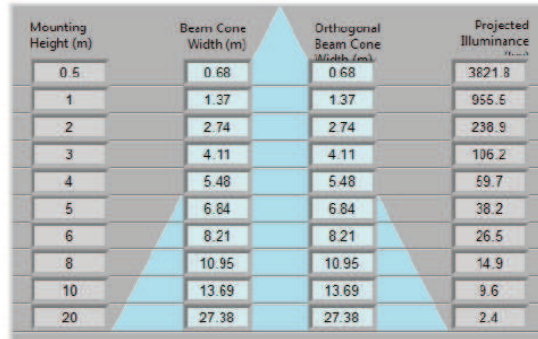
	Summary Zonal Lumens	Zonal Lumens - % Lamp	Zonal Lumens - % Fixture
0 to 30	743.37	58.27	58.27
0 to 40	1010.91	79.24	79.24
0 to 60	1108.02	86.86	86.86
0 to 90	1224.83	96.01	96.01
40 to 90	213.92	16.77	16.77
60 to 90	116.81	9.16	9.16
90 to 180	50.87	3.99	3.99
0 to 180	1275.70	100.00	100.00





CONE DIAGRAM

Illuminance at a Distance



Target % of Peak Intensity	Beam Angle to % Intensity Value (degrees)	Beam Angle to % Intensity Value (degrees) [-]
50.00	68.78	68.78