

Luminaire

Code BM8020x_BM82200_XW
 Name Hoy Spot - semi-rec./rec. 935 - XW

Measurment.

Code RDN190363
 Name Hoy Spot - semi-rec./rec. 935 - XW

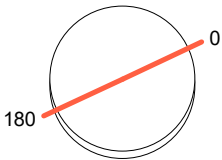
Luminaire Flux	1910.46 lm	Luminaire Power	19.00 W	Efficacy	100.55 lm/W	Efficiency	100.00%
Sources Flux	1910.46 lm	Maximum value	891.23 cd/klm	Position	C=0.00 G=0.00	CG	Rotosymmetrical
Round Luminaire		Diam.	90 mm	Height	110 mm		
Round Luminous Area		Diam.	74 mm	Height	0 mm		
Horizontal Luminous Area			0.004301 m2	Emitting area on Plane 180°			0.000000 m2
Emitting area on Plane 0°			0.000000 m2	Emitting area on Plane 270°			0.000000 m2
Emitting area on Plane 90°			0.000000 m2	Glare area at 76°			0.001040 m2
Coordinate system		CG		Symmetry Type			Rotosymmetrical
Date		10-05-2023		Maximum Gamma Angle			180
Measurement Distance		0.00		Measurement Flux			1910.46 lm

LED Flux=2412lm LED Power=19W Eff=79% EfcLed=128lm/W EfcLum=101lm/W CCT=3500K Ra=90 R9=50 SDCM=2 L70(6k)=50000h

C.I.E. 79 95 100 100 100
 F UTE 1.00 B

D DIN 5040 A60
 B NBN BZ 1

Diam=90mm



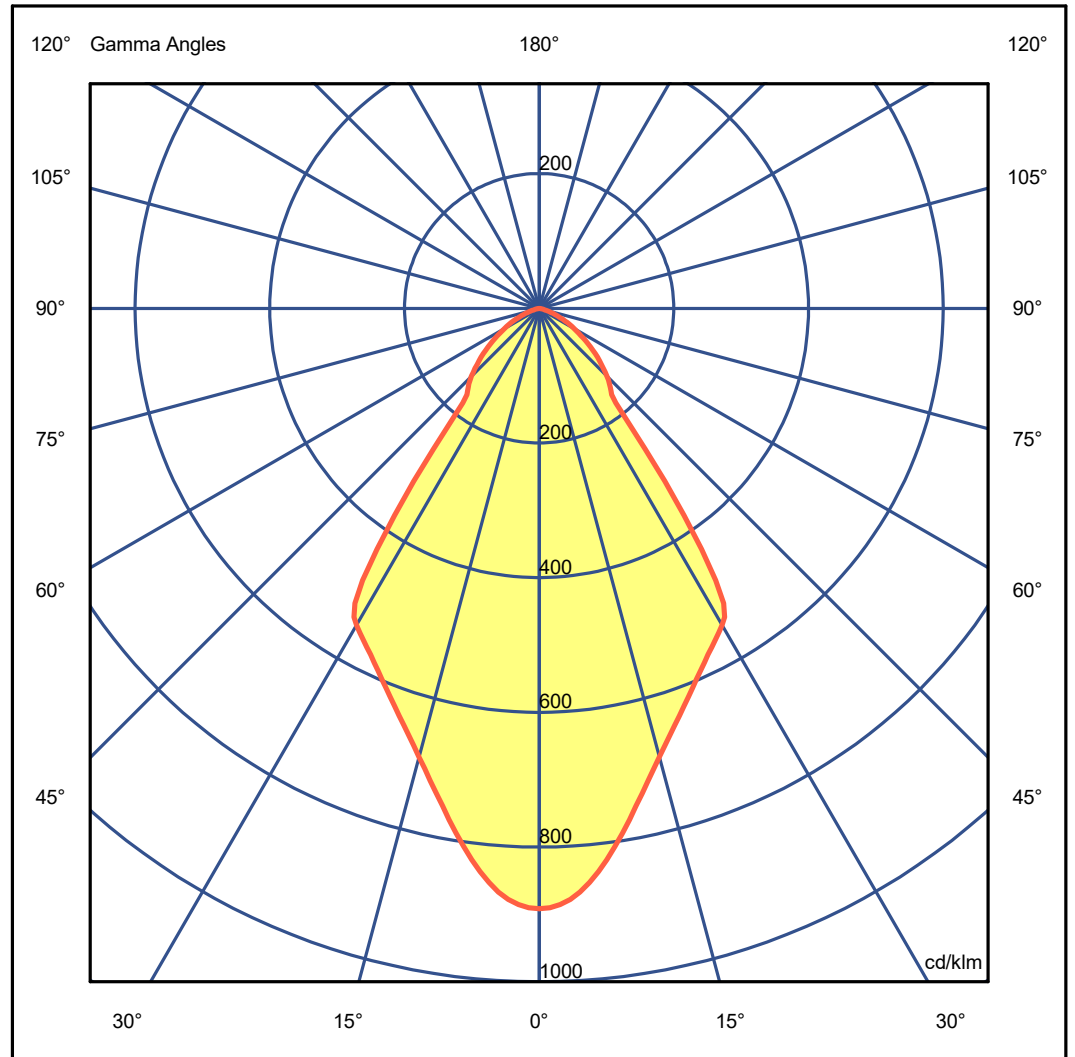
C Halfplanes

180.0 — 0.0

ULOR 0.00 %

DLOR 100.00 %

RN 0.00 %



Luminaire

Code BM8020x_BM82200_XW
 Name Hoy Spot - semi-rec./rec. 935 - XW

Measurem.

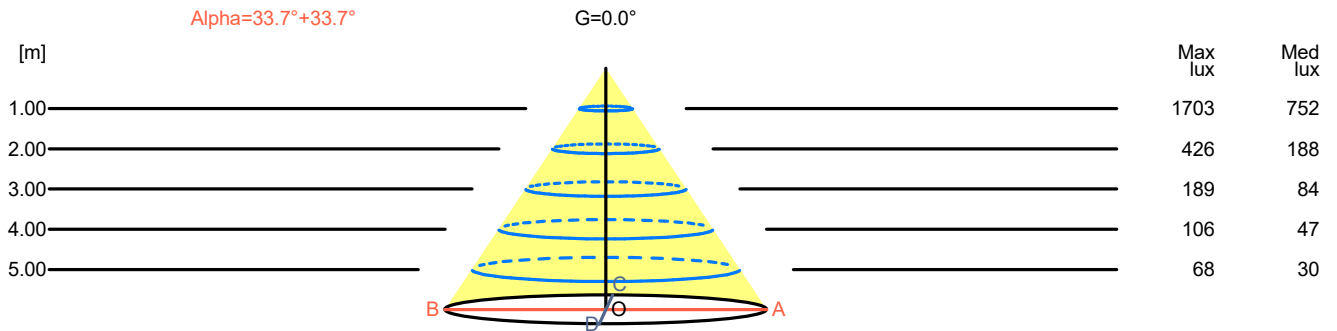
Code RDN190363
 Name Hoy Spot - semi-rec./rec. 935 - XW

Luminaire Flux	1910.46 lm	Luminaire Power	19.00 W	Efficacy	100.55 lm/W	Efficiency	100.00%
Sources Flux	1910.46 lm	Maximum value	891.23 cd/klm	Position	C=0.00 G=0.00	CG	Rotosymmetrical

Width at 50.00 % of Max Intensity

H[m]	1.00	2.00	3.00	4.00	5.00	H[m]	1.00	2.00	3.00	4.00	5.00
OA	0.67	1.33	2.00	2.67	3.34	OC	0.67	1.33	2.00	2.67	3.34
OB	0.67	1.33	2.00	2.67	3.34	OD	0.67	1.33	2.00	2.67	3.34

	Luminous Intensities [cd/klm]									
	0	5	15	25	35	45	55	65	75	85
OA	1702.66	1634.92	1317.44	1108.32	715.84	271.60	160.96	74.08	17.03	0.77
OB	1702.66	1634.92	1317.44	1108.32	715.84	271.60	160.96	74.08	17.03	0.77
OC	1702.66	1634.92	1317.44	1108.32	715.84	271.60	160.96	74.08	17.03	0.77
OD	1702.66	1634.92	1317.44	1108.32	715.84	271.60	160.96	74.08	17.03	0.77



H[m]	D[m]	Max lux	Med lux	Alpha=33.7°+33.7°	G=0.0
1.00	1.33	1703	752		
2.00	2.67	426	188		
3.00	4.00	189	84		
4.00	5.34	106	47		
5.00	6.67	68	30		