

## Luminaire

Code BM8020x\_BM82200\_W  
 Name Hoy Spot - semi-rec./rec. 935 - W

## Measurment.

Code RDN210207  
 Name Hoy Spot - semi-rec./rec. 935 - W

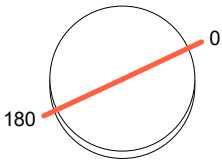
Luminaire Flux	2050.21 lm	Luminaire Power	19.00 W	Efficacy	107.91 lm/W	Efficiency	100.00%
Sources Flux	2050.21 lm	Maximum value	1307.01 cd/klm	Position	C=0.00 G=0.00	CG	Rotosymmetrical
Round Luminaire		Diam.	90 mm	Height	110 mm		
Round Luminous Area		Diam.	74 mm	Height	0 mm		
Horizontal Luminous Area			0.004301 m2	Emitting area on Plane 180°			0.000000 m2
Emitting area on Plane 0°			0.000000 m2	Emitting area on Plane 270°			0.000000 m2
Emitting area on Plane 90°			0.000000 m2	Glare area at 76°			0.001040 m2
Coordinate system		CG		Symmetry Type			Rotosymmetrical
Date		10-05-2023		Maximum Gamma Angle			180
Measurement Distance		0.00		Measurement Flux			2050.21 lm

LED Flux=2412lm LED Power=19W Eff=85% EfcLed=126lm/W EfcLum=108lm/W CCT=3500K Ra=90 R9=50 SDCM=2 L70(6k)=50000h

C.I.E. 92 99 100 100 100  
 F UTE 1.00 A

D DIN 5040 A60  
 B NBN BZ 1

Diam=90mm



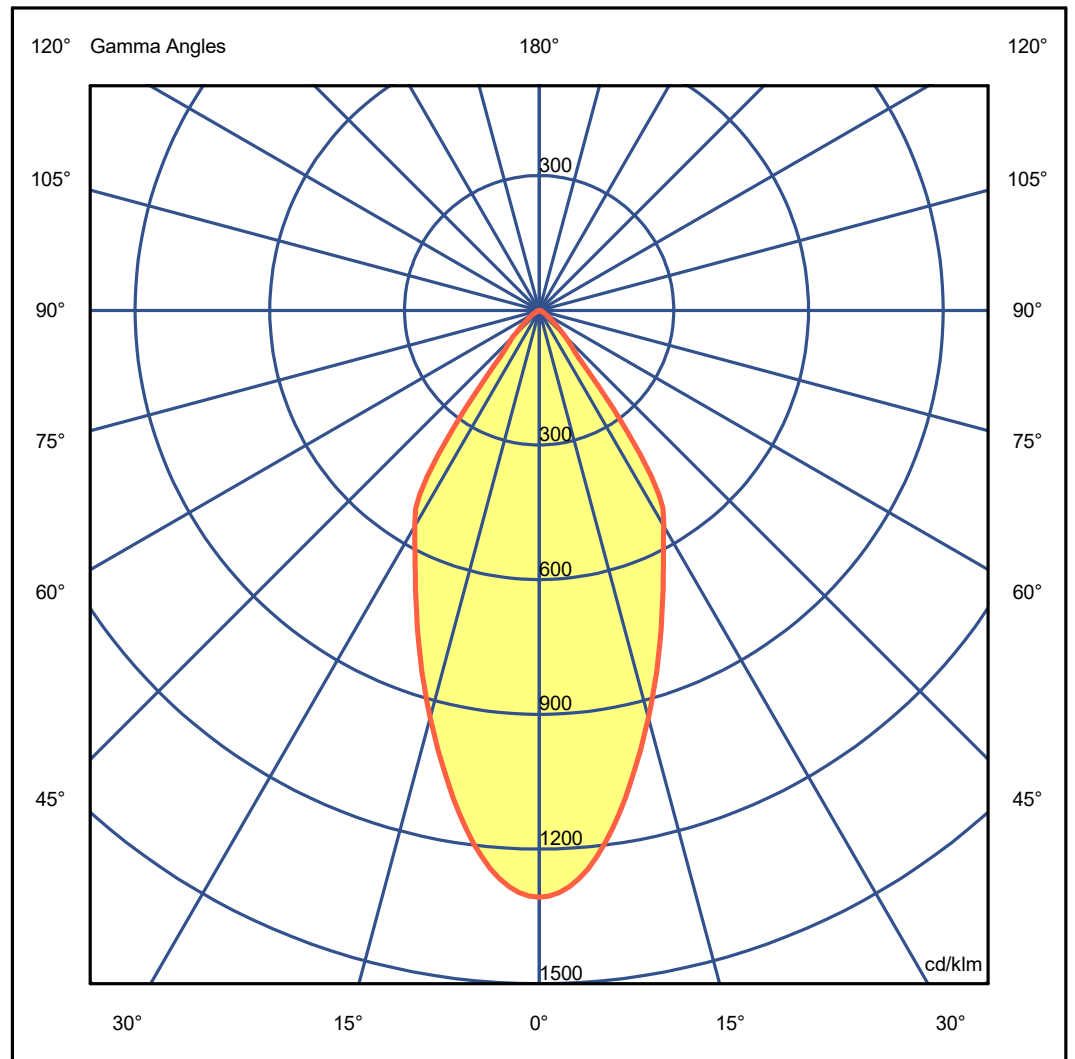
C Halfplanes

180.0 — 0.0

ULOR 0.00 %

DLOR 100.00 %

RN 0.00 %



**Luminaire**

Code BM8020x\_BM82200\_W  
 Name Hoy Spot - semi-rec./rec. 935 - W

**Measurem.**

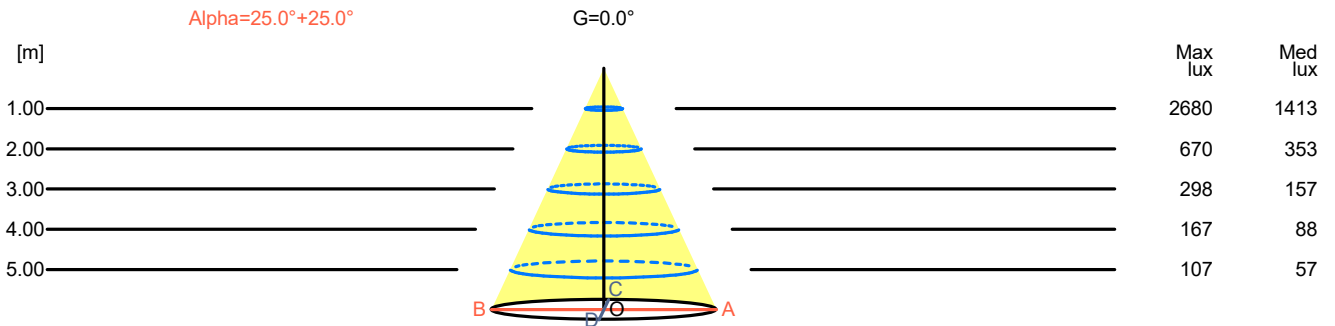
Code RDN210207  
 Name Hoy Spot - semi-rec./rec. 935 - W

Luminaire Flux	2050.21 lm	Luminaire Power	19.00 W	Efficacy	107.91 lm/W	Efficiency	100.00%
Sources Flux	2050.21 lm	Maximum value	1307.01 cd/klm	Position	C=0.00 G=0.00	CG	Rotosymmetrical

Width at 50.00 % of Max Intensity

H[m]	1.00	2.00	3.00	4.00	5.00	H[m]	1.00	2.00	3.00	4.00	5.00
OA	0.47	0.93	1.40	1.86	2.33	OC	0.47	0.93	1.40	1.86	2.33
OB	0.47	0.93	1.40	1.86	2.33	OD	0.47	0.93	1.40	1.86	2.33

	Luminous Intensities [ cd/klm]									
	0	5	15	25	35	45	55	65	75	85
OA	2679.66	2558.72	1925.05	1339.42	801.95	166.40	48.91	13.54	2.84	0.17
OB	2679.66	2558.72	1925.05	1339.42	801.95	166.40	48.91	13.54	2.84	0.17
OC	2679.66	2558.72	1925.05	1339.42	801.95	166.40	48.91	13.54	2.84	0.17
OD	2679.66	2558.72	1925.05	1339.42	801.95	166.40	48.91	13.54	2.84	0.17



H[m]	D[m]	Max lux	Med lux	Alpha=25.0°+25.0°	G=0.0
1.00	0.93	2680	1413		
2.00	1.86	670	353		
3.00	2.80	298	157		
4.00	3.73	167	88		
5.00	4.66	107	57		