

**Luminaire**

Code BM8020x\_BM82200\_M  
 Name Hoy Spot - semi-rec./rec. 935 - M

**Measurment.**

Code RDN190403  
 Name Hoy Spot - semi-rec./rec. 935 - M

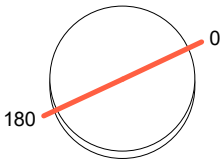
Luminaire Flux	1883.69 lm	Luminaire Power	19.00 W	Efficacy	99.14 lm/W	Efficiency	100.00%
Sources Flux	1883.69 lm	Maximum value	3096.14 cd/klm	Position	C=0.00 G=0.00	CG	Rotosymmetrical
Round Luminaire		Diam.	90 mm	Height	110 mm		
Round Luminous Area		Diam.	74 mm	Height	0 mm		
Horizontal Luminous Area			0.004301 m2	Emitting area on Plane 180°			0.000000 m2
Emitting area on Plane 0°			0.000000 m2	Emitting area on Plane 270°			0.000000 m2
Emitting area on Plane 90°			0.000000 m2	Glare area at 76°			0.001040 m2
Coordinate system		CG		Symmetry Type			Rotosymmetrical
Date		10-05-2023		Maximum Gamma Angle			180
Measurement Distance		0.00		Measurement Flux			1883.69 lm

LED Flux=2412lm LED Power=19W Eff=78% EfcLed=128lm/W EfcLum=100lm/W CCT=3500K Ra=90 R9=50 SDCM=2 L70(6k)=50000h

C.I.E. 98 100 100 100 100  
 F UTE -

D DIN 5040 A60  
 B NBN BZ 1

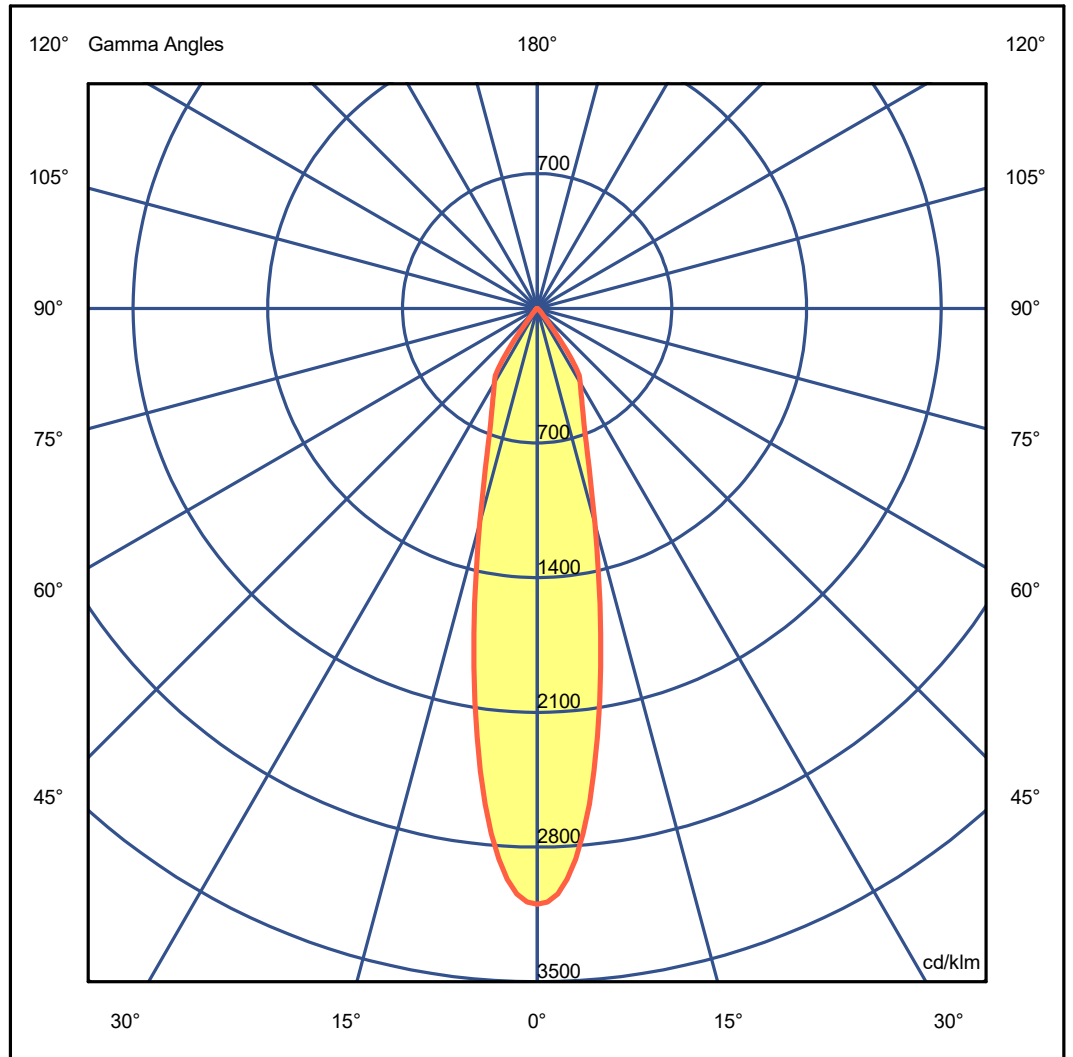
Diam=90mm



C Halfplanes

180.0 — 0.0

ULOR 0.00 %  
 DLOR 100.00 %  
 RN 0.00 %



**Luminaire**

Code BM8020x\_BM82200\_M  
 Name Hoy Spot - semi-rec./rec. 935 - M

**Measurem.**

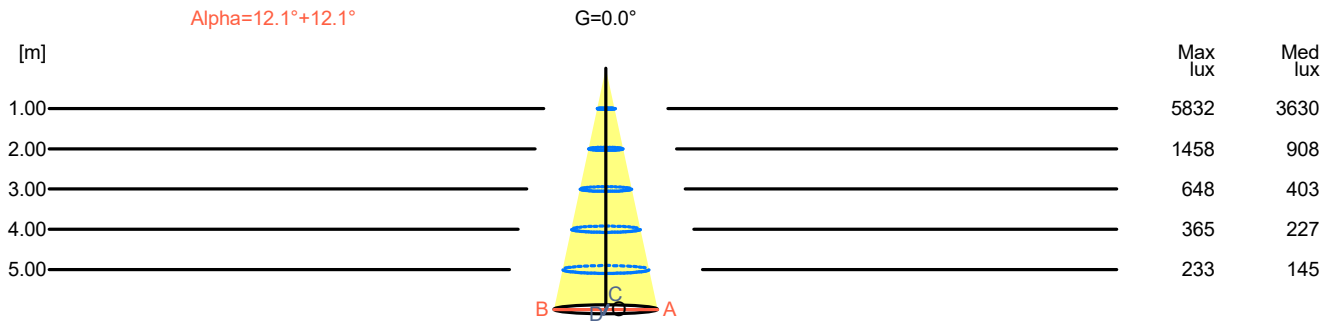
Code RDN190403  
 Name Hoy Spot - semi-rec./rec. 935 - M

Luminaire Flux	1883.69 lm	Luminaire Power	19.00 W	Efficacy	99.14 lm/W	Efficiency	100.00%
Sources Flux	1883.69 lm	Maximum value	3096.14 cd/klm	Position	C=0.00 G=0.00	CG	Rotosymmetrical

Width at 50.00 % of Max Intensity

H[m]	1.00	2.00	3.00	4.00	5.00	H[m]	1.00	2.00	3.00	4.00	5.00
OA	0.21	0.43	0.64	0.86	1.07	OC	0.21	0.43	0.64	0.86	1.07
OB	0.21	0.43	0.64	0.86	1.07	OD	0.21	0.43	0.64	0.86	1.07

	Luminous Intensities [ cd/klm]									
	0	5	15	25	35	45	55	65	75	85
OA	5832.17	5160.39	2174.39	1038.15	498.61	45.01	10.73	5.24	1.53	0.42
OB	5832.17	5160.39	2174.39	1038.15	498.61	45.01	10.73	5.24	1.53	0.42
OC	5832.17	5160.39	2174.39	1038.15	498.61	45.01	10.73	5.24	1.53	0.42
OD	5832.17	5160.39	2174.39	1038.15	498.61	45.01	10.73	5.24	1.53	0.42



H[m]	D[m]	Max lux	Med lux	Alpha=12.1°+12.1°	G=0.0
1.00	0.43	5832	3630		
2.00	0.86	1458	908		
3.00	1.29	648	403		
4.00	1.72	365	227		
5.00	2.15	233	145		