

# CALUMET



BY  
ERNESTO GISMONDI





### ERNESTO GISMONDI

The father of Artemide, Ernesto Gismondi propelled his involvement in the Memphis Design movement into profoundly revolutionizing the field of lighting design in both Italy and the world.

Born on Christmas Day, Gismondi began his career as an Aeronautical Engineer. Bringing industrial concepts, materials and finishes into lighting designs for both domestic and public space underlines Gismondi's adherence to meaningful innovation.

Recognizing his international contributions to the field of lighting manufacture, he was awarded a Compasso d'Oro lifetime achievement award in 1995.





## VERSATILITY

Calumet creates an ambient mood for any outdoor environment. The wall mount features single or dual light beams, while the ceiling mount is limited to single beam diffusion. Both mounts are available in two sizes with grey white or anthracite grey finishes.



## TECHNOLOGY

The Calumet wall and ceiling-mounted fixtures feature adjustable direct and/or indirect emission sourced high-performance LEDs. The direction of its light beams can be adjusted to obtain the desired effect on walls.

## SIMPLICITY

---

Designed by Ernesto Gismondi, the Calumet outdoor wall and ceiling-mounted light fixtures are composed of an aluminum cylindrical body with a reinforced glass diffuser. Their simple design effortlessly blends into any outdoor environment.



# CALUMET wall

## CALUMET 8 wall



### EMISSION

adjustable direct and/or indirect

### LIGHT SOURCE

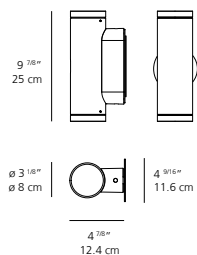
single emission  
LED  
4W >80 CRI  
3000K or 4000K

double emission  
LED  
8W >80 CRI  
3000K or 4000K

### DIMMING FEATURE

standard non dimmable

### DIMENSIONS



### FINISH

■ anthracite grey  
■ white RAL9002

### CERTIFICATIONS

c.UL.us listed

## CALUMET 13 wall



### EMISSION

adjustable direct and/or indirect

### LIGHT SOURCE

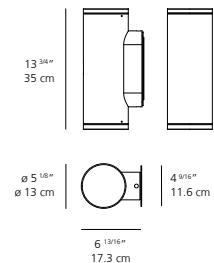
single emission  
LED  
8W >80 CRI  
3000K or 4000K

double emission  
LED  
16W >80 CRI  
3000K or 4000K

### DIMMING FEATURE

standard non dimmable

### DIMENSIONS



### FINISH

■ anthracite grey  
■ white RAL9002

### CERTIFICATIONS

c.UL.us listed

# CALUMET ceiling

## CALUMET 8 ceiling

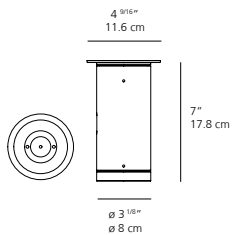


**EMISSION**  
adjustable direct

**LIGHT SOURCE**  
LED  
4W >80CRI  
3000K or 4000K

**DIMMING FEATURE**  
standard non dimmable

### DIMENSIONS



**FINISH**  
■ anthracite grey  
■ white RAL9002

**CERTIFICATIONS**  
c.UL.us listed

## CALUMET 13 ceiling

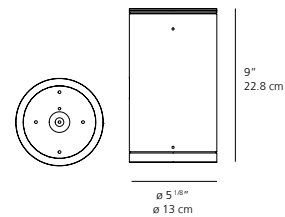


**EMISSION**  
adjustable direct

**LIGHT SOURCE**  
LED  
8W >80CRI  
3000K or 4000K

**DIMMING FEATURE**  
standard non dimmable

### DIMENSIONS



**FINISH**  
■ anthracite grey  
■ white RAL9002

**CERTIFICATIONS**  
c.UL.us listed

*For retail sales contact information, please visit*  
**[www.artemide.net/store-locator](http://www.artemide.net/store-locator)**



*For contract sales contact information, please visit*  
**[www.artemide.net/contract-sales](http://www.artemide.net/contract-sales)**